



COVID-19 Update

March 17, 2022

Presented by:


Bob Lyons, Chief Information Officer

Cancy McArn, Chief Human Resources Officer

Victoria Flores, Director of Student Support & Health Services



CDC Community Levels



CDC metrics:

- 1. New COVID-19 Hospital Admissions per 100,000 (7 days) } **8.3**
- 2. COVID inpatient bed utilization } **7.4%**
- 3. COVID-19 cases per 100,000 (7 days) } **85.89**



SCUSD COVID-19 Testing & Case Data

COVID-19
Tests Provided

20,758

Previous Week
20,664

of positive tests for
staff & students
[positivity rate]

45 (0.2%)

Previous Week
66 (0.3%)

of positive COVID-19 cases
present at school/work during
infectious period

56

Previous Week
111

Week of March 7 - 13



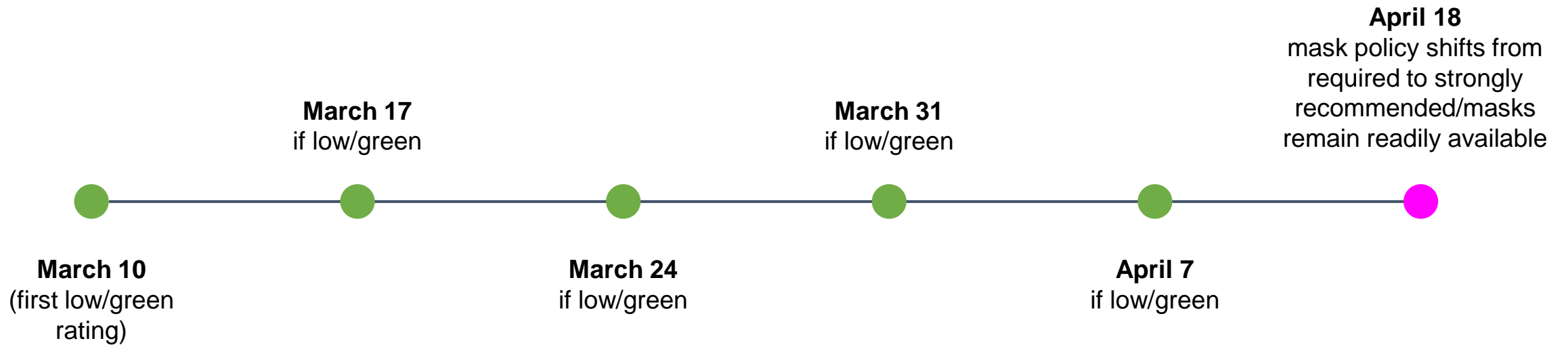
SCUSD Masking Approach

When Sacramento County falls to the [“low community level” per Center for Disease Control \(CDC\)](#) category, and remains there for four consecutive weeks, SCUSD will align with the CDPH guidance



SCUSD Masking Timeline

Sacramento County could move into the CDC’s “low community level” tier on March 10. If Sacramento County remains in the “low community tier for four weeks, ending on April 7, SCUSD will align with the State of California’s strong recommendation for masking effective Monday, April 18 (upon return from the Spring Break).



American Academy of Pediatrics - Masking

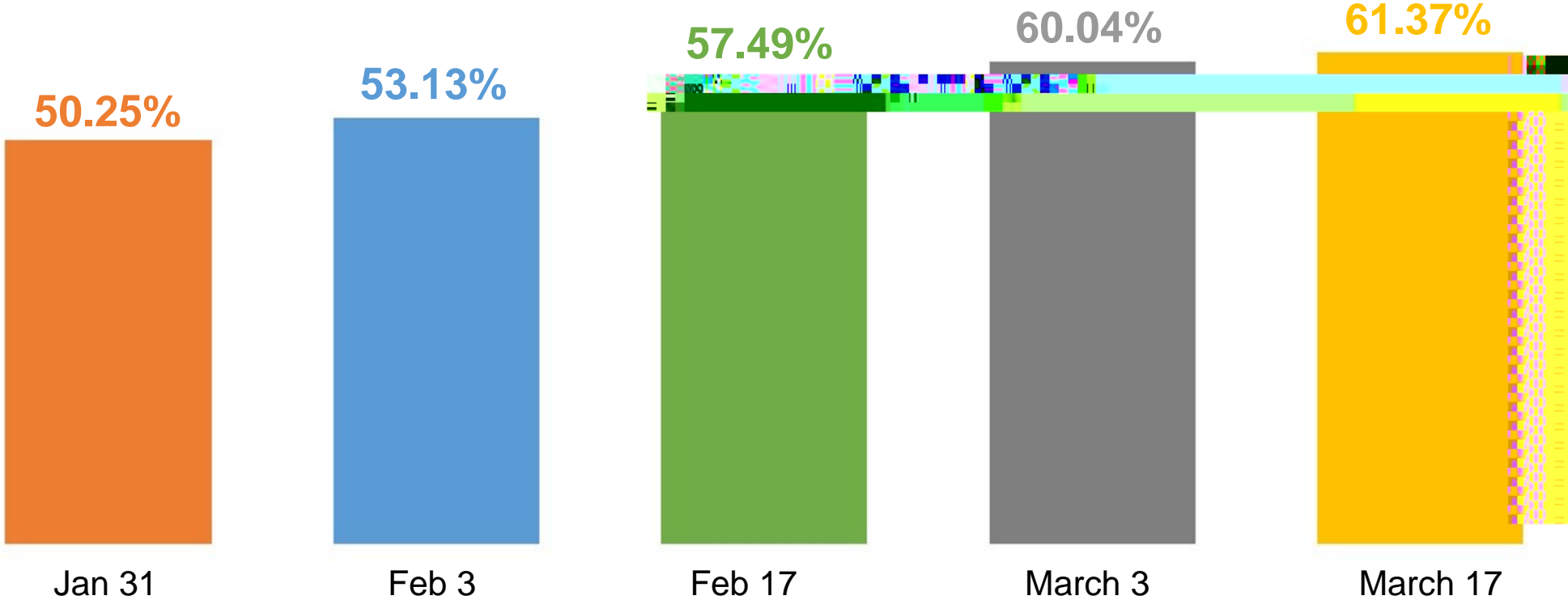
When deciding on masking, the [AAP recommends](#) families consider whether their child is vaccinated, whether their child is immunocompromised or at high risk for severe COVID-19, whether family members are unvaccinated or at high risk for severe disease and whether they live in a community with a [high level of COVID-19](#).

Based on these factors, families may choose to continue wearing masks in indoor public places even if they are not required, and that decision should be supported.

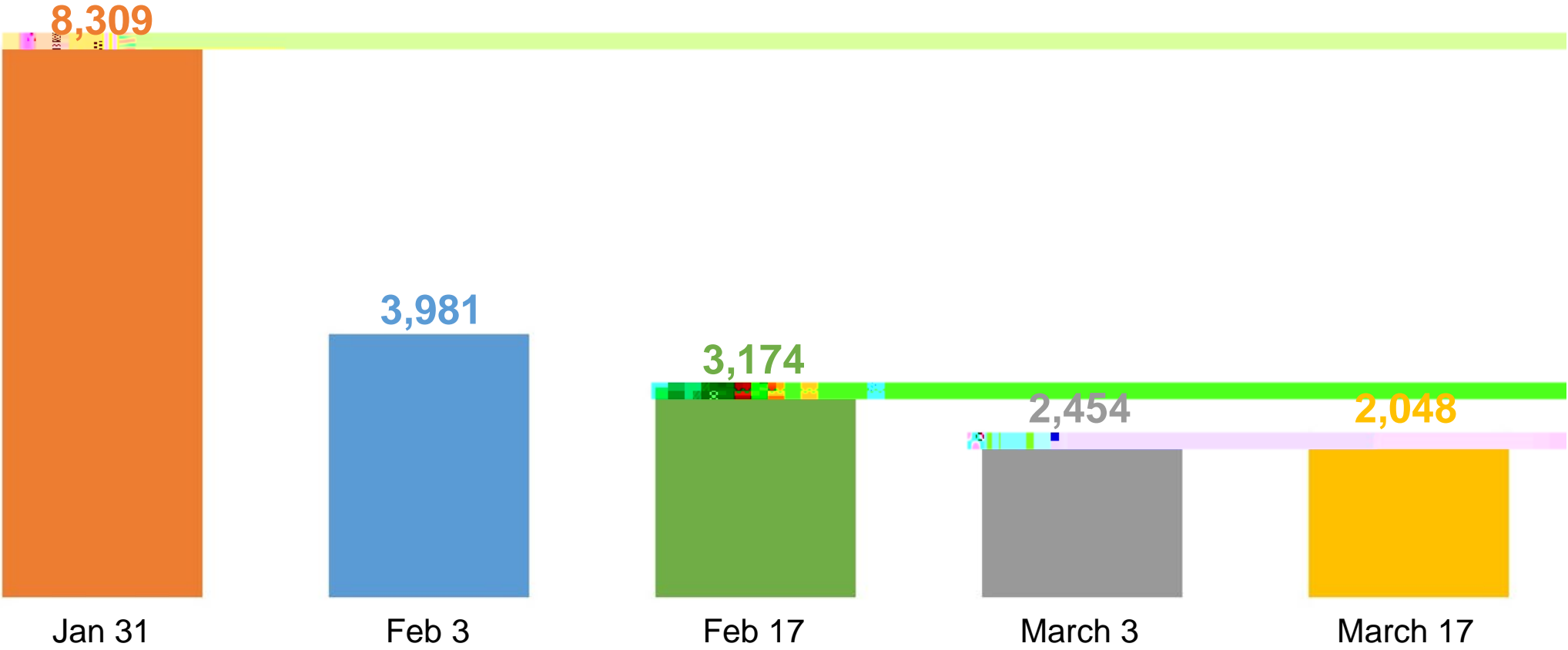
Schools also should have the flexibility to reinstate masking as needed.



COVID-19 Student Vaccination Progress



COVID-19 Student Testing Consent Progress



Staff Non-Compliance Rates

<p>0 TEACHERS</p> <p>“ -4</p>	<p>0 TEACHER SUBS (442 TOTAL)</p> <p>“ 0</p>	<p>0 CLASSIFIED SUBS (106 TOTAL)</p> <p>“ 0</p>
<p>0 SPECIAL EDUCATION INSTRUCTIONAL AIDES</p> <p>“ -1</p>	<p>0 CUSTODIANS</p> <p>“ 0</p>	<p>3 NOON DUTY</p> <p>“ 0</p>
<p>0 BUS DRIVERS</p> <p>“ 0</p>	<p>0 CAMPUS MONITORS</p> <p>“ -1</p>	<p>0 SITE NUTRITION SERVICES</p> <p>“ 0</p>
<p>0 SPOM SITE PLANT MANAGERS</p> <p>“ 0</p>	<p>0 MORNING DUTY</p> <p>“ 0</p>	

“ = Change since previous Board Meeting (WoW)



