


Fund	, Object			
0000	Unrestricted Resources, No Rep	80,969,648.00	80,969,648.00	
0007	LCFF - Free and Reduced	1,129,218.00	1,129,218.00	
0009	LCFF -Limited English Profi	169,240.00	181,559.16	
0012	LCFF -Supplemental & Concentra	878,448.00	878,448.00	
0013				



Fund	, Object				
0007	LCFF - Free and Reduced	422,619.00	422,619.00		422,619.00
0009	LCFF -Limited English Profi	69,838.00	69,838.00		69,838.00
0037	Sports Program	179,705.00	179,705.00	2,040.00	177,665.00
0040	Summer School	456,189.00	456,189.00		456,189.00
0825	Home and Hospital	82,318.00	82,318.00		82,318.00
0865	Saturday School/ADA Recovery			222.20	222.20-
3010	IASA-Title I Basic Grants-Low	963,849.00	963,849.00	1,199.52	962,649.48
3180	Title I, School Improvement G.	392,754.00	392,754.00	1,464.13	391,289.87
4124	21ST Century Comm Learning Cen	31,997.00	31,997.00		31,997.00
6010	After School Edu. and Safety	132,000.00	132,000.00		132,000.00
6011	ASES KIDS CODE PILOT PRGRM	45,951.00	45,951.00		45,951.00
6500	Special Education	1,655,147.00	1,655,147.00		1,655,147.00

Fund	, Object				
------	----------	--	--	--	--



Fund	, Object				
0000	Unrestricted Resources, No Rep	1,065,428.00	1,065,428.00	13,056.02	1,052,371.98
0007	LCFF - Free and Reduced	86,663.00	84,951.40	3,421.60	81,529.80
3010	IASA-Title I Basic Grants-Low	103,654.00	103,654.00		103,654.00
3019	Title I Intervention- (3010)	9,382.00	9,382.00		9,382.00
3180	Title I, School Improvement G.	259,595.00	259,595.00		259,595.00
3310	Spec Ed-IDEA Basic Gr Entitle	317,210.00	317,210.00		317,210.00
3327	Special Ed-Mental Health Serv.	38,578.00	38,578.00		38,578.00
5640	Medi-Cal Billing Option	120,036.00	120,036.00		120,036.00
6500	Special Education	3,242,156.00	3,242,156.00	880.40	3,241,275.60
6512	Special Ed - Mental Health S.	397,217.00	397,217.00		397,217.00

Fund	, Object				
3310	Spec Ed-IDEA Basic Gr Entitle	9,748.00	9,748.00		9,748.00
6500	Special Education	112,416.00	112,416.00		112,416.00

Fund	, Object				
6500	Special Education	470,870.00	470,870.00	40,571.02	430,298.98
6512	Special Ed - Mental Health S.			1,573.75	1,573.75-

Fund	, Object				
0000	Unrestricted Resources, No Rep	9,208,373.00	9,208,373.00	193,997.23	9,014,375.77
3019	Title I Intervention- (3010)	55,154.00	55,154.00		55,154.00
3327	Special Ed-Mental Health Serv.	32,796.00	32,796.00		32,796.00
6500	Special Education	65,592.00	65,592.00		65,592.00
6512	Special Ed - Mental Health S.	32,796.00	32,796.00		32,796.00

Fund	, Object				
3180	Title I, School Improvement G.	47,067.00	47,067.00		47,067.00

Fund	, Object				
0000	Unrestricted Resources, No Rep	3,212,603.00	3,212,603.00	46,413.71	3,166,189.29

Fund	, Object				
0007	LCFF - Free and Reduced	271,830.00	271,830.00	14,043.94	257,786.06
0009	LCFF -Limited English Profi	36,903.00	36,903.00		36,903.00
0013	LCFF -Assistance to Schools	298,591.00	129,992.00		129,992.00
3019	Title I Intervention- (3010)	580,709.00	580,709.00	35,749.96	544,959.04
3180	Title I, School Improvement G.	339,142.00	339,142.00		339,142.00

Fund	, Object				
0000	Unrestricted Resources, No Rep	304,000.00	304,000.00	25,333.34	278,666.66

Fund	, Object				
0000	Unrestricted Resources, No Rep	2,549,364.00	2,537,687.56	243,670.28	2,294,017.28
0007	LCFF - Free and Reduced	1,417,831.00	1,423,816.96	88,857.21	1,334,959.75
0009	LCFF -Limited English Profi	221,486.00	221,486.00	5,800.92	215,685.08
0011	LCFF - Foster Youth	71,294.00	71,294.00	5,941.20	65,352.80
3010	IASA-Title I Basic Grants-Low	864,445.00	864,445.00	46,318.20	818,126.80
3019	Title I Intervention- (3010)	257,770.00	257,770.00		257,770.00
3180	Title I, School Improvement G.	248,260.00	248,260.00	11,496.04	236,763.96
3327	Special Ed-Mental Health Serv.	21,756.00	21,756.00	1,812.98	19,943.02
4035	NCLB Title II, Part A ImpTchrQ	124,822.00	124,822.00	1,499.87	123,322.13
5640	Medi-Cal Billing Option	110,501.00	116,059.63	9,208.42	106,851.21
5862	Independent Living Foster Yout			1,980.40	1,980.40-
6500	Special Education	123,282.00	123,282.00	10,273.53	113,008.47
6695	TUPE- Grds 6-12 Cohort M Tier2	11,882.00	11,882.00	990.20	10,891.80
9431	NGEI-New Gen of Ed Initiative	43,930.00	43,930.00	3,660.84	40,269.16
9639	Strong Workforce Program	62,077.00	62,077.00	5,173.07	56,903.93

Fund	, Object				
0000	Unrestricted Resources, No Rep	36,820.00	36,820.00		36,820.00
0007	LCFF - Free and Reduced	161,990.00	161,990.00		161,990.00
0009	LCFF -Limited English Profi	20,526.00	20,526.00		20,526.00
0013	LCFF -Assistance to Schools	49,345.00	49,345.00		49,345.00
3010	IASA-Title I Basic Grants-Low	1,473,201.00	1,474,333.81	2,280.83	1,472,052.98
3180	Title I, School Improvement G.	335,537.00	335,537.00		335,537.00

Fund	, Object				
3327	Special Ed-Mental Health Serv.	26,570.00	26,570.00		26,570.00
4035	NCLB Title II, Part A ImpTchrQ	436,176.00	436,176.00		436,176.00
4203	Title III Limited English Prof	327,217.00	327,217.00	5,321.92	321,895.08
6500	Special Education	4,188,705.00	4,188,705.00	24,431.93	4,164,273.07
6512	Special Ed - Mental Health S.	26,570.00	26,570.00		26,570.00

Fund	, Object				
0000	Unrestricted Resources, No Rep	284,844.00	304,434.00	6,062.27	298,371.73
0007	LCFF - Free and Reduced	311,702.00	293,567.00		293,567.00
0009	LCFF -Limited English Profi	50,650.00	50,042.84		50,042.84
0029	ROC/P Apportionment (6350)	22,936.00	22,936.00		22,936.00
3010	IASA-Title I Basic Grants-Low	190,630.00	193,239.00		193,239.00
3017	Home Visits- (Title I)	201,962.00	201,962.00		201,962.00
3180	Title I, School Improvement G.	281,137.00	281,137.00		281,137.00
3310	Spec Ed-IDEA Basic Gr Entitle	18,321.00	18,321.00		18,321.00
4035	NCLB Title II, Part A ImpTchrQ	613,113.00	613,113.00		613,113.00
4201	Title III Immigrant Education	23,550.00	23,550.00		23,550.00
6500	Special Education	819,879.00	819,879.00	2,663.64	817,215.36
7085	Learning Comm for Sch Success			44.44	44.44

Fund	, Object				
0000	Unrestricted Resources, No Rep			2,119.89	2,119.89

Fund	, Object				
0000	Unrestricted Resources, No Rep	8,454.00	8,454.00		8,454.00
0007	LCFF - Free and Reduced	480,817.00	480,817.00		480,817.00
0009	LCFF -Limited English Profi	470,973.00	478,104.10		478,104.10
0011	T412 -70	38,545.00	38,545.00	819,878.00	159,839.07

3017	Sp5, -12		201,962.00		
------	----------	--	------------	--	--

--	--	--	--	--	--



Fund	, Object				
3315	Spec Ed-IDEA Preschl Entitlemn	84,806.00	84,806.00		84,806.00
3410	Dept. of Rehab: TPP	87,435.00	87,435.00		87,435.00
4201	Title III Immigrant Education	905.00	905.00		905.00
6500	Special Education	8,074,825.00	8,074,825.00	3,539.47	8,071,285.53
6520	Sp Ed Workability	74,265.00	74,265.00		74,265.00

Fund	, Object				
3180	Title I, School Improvement G.	4,398.00	4,398.00		4,398.00
6500	Special Education	279,518.00	279,518.00		279,518.00

Fund	, Object				
0000	Unrestricted Resources, No Rep	768.00	768.00	2,705.00	1,937.00-
0007	LCFF - Free and Reduced	112,693.00	112,693.00		112,693.00
0009	LCFF -Limited English Profi	16,034.00	16,034.00		16,034.00
0037	Sports Program	13,714.00	13,714.00		13,714.00
0040	Summer School	110,333.00	110,333.00		110,333.00
0812	Donations - Special Funds			1,960.00	1,960.00-
3010	IASA-Title I Basic Grants-Low	116,233.00	116,233.00		116,233.00
6010	After School Edu. and Safety	96,000.00	96,000.00		96,000.00
6500	Special Education	335,283.00	335,283.00		335,283.00
6695	TUPE- Grds 6-12 Cohort M Tier2	42,055.00	42,055.00		42,055.00

Fund	, Object				
0000	Unrestricted Resources, No Rep	294,841.00	294,841.00	24,324.83	270,516.17
0805	Billed By Invoice (Billables)	54,518.00	54,518.00	4,822.79	49,695.21
8150	Ongoing & Major Maintenance EC	5,985,751.20	5,985,751.20	537,745.96	5,448,005.24

Fund	, Object				
0000	Unrestricted Resources, No Rep	14,811.00	14,811.00	218.00	14,593.00

--	--	--	--	--	--

--	--	--	--	--	--


Fund	, Object				
0013	LCFF -Assistance to Schools	49,438.00	49,438.00	5,697.96	43,740.04
0805	Billed By Invoice (Billables)	232,910.00	232,910.00	22,072.01	210,837.99
6500	Special Education			6,927.27	6,927.27-

Fund	, Object				
0000	Unrestricted Resources, No Rep	461,984.00	461,984.00		461,984.00


Fund	, Object				
0000	Unrestricted Resources, No Rep	15,542.00	15,542.00		15,542.00
6500	Special Education	10,015.00	10,015.00		10,015.00

Fund	, Object				
0000	Unrestricted Resources, No Rep	70,852.00	70,852.00	20,172.68	50,679.32
0805	Billed By Invoice (Billables)			473.60	473.60-
0865	Saturday School/ADA Recovery			250.90	250.90-
3180	Title I, School Improvement G.	914.00	914.00	451.82	462.18
6010	After School Edu. and Safety			1,538.53	1,538.53-
9125	Donations - Restricted			32.90	32.90-

Fund	, Object				
0000	Unrestricted Resources, No Rep	10,265.00	10,265.00		10,265.00
0007	LCFF - Free and Reduced	16,879.00	16,879.00		16,879.00
0723	Transportation-Home to School	621,609.00	621,609.00	12,342.11	609,266.89
0724	Transportation-Special Educati	3,950,153.00	3,950,153.00	72,892.43	3,877,260.57

Fund	, Object				
0723	Transportation-Home to School	7,509.00	7,509.00		7,509.00

Fund	, Object				
0000	Unrestricted Resources, No Rep			4,114.00	4,114.00
0723	Transportation-Home to School			47,445.00	47,445.00
0724				503,701.00	503,701.00





Fund	, Object				
3010	IASA-Title I Basic Grants-Low	4,491.00	4,491.00		4,491.00
3180	Title I, School Improvement G.	914.00	914.00		914.00
6500	Special Education	27,695.00	27,695.00		27,695.00





Fund	, Object				
0000	Unrestricted Resources, No Rep	6,400.00	6,400.00		6,400.00

Fund	, Object				
0000	Unrestricted Resources, No Rep	2,906,755.00	2,906,755.00	255,943.43	2,650,811.57
0007	LCFF - Free and Reduced	525,501.00	556,605.99	16,372.69	540,233.30
0009	LCFF -Limited English Profi	60,853.00	60,853.00	2,483.02	58,369.98
0013	LCFF -Assistance to Schools	66,832.00	66,832.00		66,832.00
0053	Targeted Inst Impr Bloc (7394)	367,153.00	367,153.00	30,596.07	336,556.93
0723	Transportation-Home to School	69,242.00	69,242.00	5,861.50	63,380.50
3010	IASA-Title I Basic Grants-Low	741,616.00	741,616.00	15,942.31	725,673.69
3019	Title I Intervention- (3010)	187,252.00	187,252.00		187,252.00
3180	Title I, School Improvement G.	559,800.00	559,800.00		559,800.00
4124	21ST Century Comm Learning Cen	101,809.00	101,809.00	8,484.16	93,324.84
5640	Medi-Cal Billing Option	90,468.00	90,468.40		90,468.40
6010	After School Edu. and Safety	178,168.00	178,168.00	14,847.29	163,320.71
7085	Learning Comm for Sch Success	103,814.00	103,814.00	8,488.34	95,325.66
8150	Ongoing & Major Maintenance EC	243,209.00	243,209.00	19,870.06	223,338.94
9414	MHSA - Bullyng	9,696.00	9,696.00		9,696.00

Fund	, Object				
0000	Unrestricted Resources, No Rep	63,000.00	63,000.00		63,000.00

Fund	, Object				
0000	Unrestricted Resources, No Rep	258,626.94	258,626.94	10,957.25	247,669.69
0723	Transportation-Home to School	48,855.80	48,855.80	4,200.18	44,655.62
0724	Transportation-Special Educati	236,726.31	236,726.31	20,506.75	216,219.56
3010	IASA-Title I Basic Grants-Low	78,552.00	78,552.00	6,546.00	72,006.00

Filtered by User Permissions, (Org = 97, Online/Offline = N, Fiscal Year = 2020, Period = 1, Unposted JEs? = N, Assets and Liabilities? = N, Restricted Accts? = Y, SACS? = N, Fund = 01-71, Object = 1-7.8t 300





Fund	, Object				
0000	Unrestricted Resources, No Rep	31,113.00	35,684.00		35,684.00
0007	LCFF - Free and Reduced	914.00	914.00		914.00
0723	Transportation-Home to School	7,197.00	7,197.00		7,197.00
3180	Title I, School Improvement G.	39,241.74	39,241.74		39,241.74
6500	Special Education	47,190.00	47,190.00		47,190.00

Fund	, Object				
0000	Unrestricted Resources, No Rep	20,267.00	20,563.00	6,073.09	14,489.91
0723	Transportation-Home to School	6,080.00	6,080.00	56.67	6,023.33
0724	Transportation-Special Educati	12,477.00	12,477.00	276.66	12,200.34
0900	Work Stoppage			838.76	838.76
3019	Title I Intervention- (3010)	457.00	457.00		457.00
3180	Title I, School Improvement G.	13,207.00	13,207.00		13,207.00

Fund	, Object				
0000	Unrestricted Resources, No Rep	804,933.00	804,933.00		804,933.00
0007	LCFF - Free and Reduced	559,615.00	559,615.00	27,804.29	531,810.71
0009	LCFF -Limited English Profi	142,726.00	142,726.00	11,344.11	131,381.89
0013	LCFF -Assistance to Schools	46,006.00	46,006.00		46,006.00
3010	IASA-Title I Basic Grants-Low	199,447.00	199,447.00	4,581.96	194,865.04
3019	Title I Intervention- (3010)	46,711.00	46,711.00		46,711.00
3180	Title I, School Improvement G.	173,331.00	173,331.00		173,331.00
3310	Spec Ed-IDEA Basic Gr Entitle	26,507.00	26,507.00		26,507.00
5640	Medi-Cal Billing Option	56,670.00	56,655.22		56,655.22
7085	Learning Comm for Sch Success	31,250.00	31,250.00		31,250.00

Fund	, Object				
0000	Unrestricted Resources, No Rep	236,440.00	236,440.00	252.00	236,188.00

Fund	, Object				
0000	Unrestricted Resources, No Rep	2,260.00	15,974.00		15,974.00

					8,045.00	0	9,7
					4124		

Fund	, Object					
0007	LCFF - Free and Reduced	20,133.00	20,133.00			20,133.00
0009	LCFF -Limited English Profi	21,913.00	21,913.00			21,913.00
3010	IASA-Title I Basic Grants-Low	9,779.00	15,038.00			15,038.00
3017	Home Visits- (Title I)	8,045.00	8,045.00			8,045.00
3180	Title I, School Improvement G.	33,954.00	33,954.00			33,954.00
4124	21ST Century Comm Learning Cen	4,800.00	4,800.00			4,800.00
6500	Special Education	29,300.00	29,300.00			29,300.00

Fund	, Object					
0000	Unrestricted Resources, No Rep	2,094.00	2,094.00			2,094.00
6500	Special Education	64,100.00	64,100.00		88.34	64,011.66

Fund	, Object					
0000	Unrestricted Resources, No Rep	17,834,542.95	17,827,903.72		180,398.07	17,647,505.65
0007	LCFF - Free and Reduced	816,155.15	793,117.66		14,282.26	778,835.40
0009	LCFF -Limited English Profi	106,773.15	108,776.15		991.95	107,784.20
0011	LCFF - Foster Youth	13,660.82	13,660.82			13,660.82
0012	LCFF -Supplemental & Concentra	146,707.60	146,707.60		1,438.89	145,268.71
0013	LCFF -Assistance to Schools	935,823.16	935,823.16		7,909.50	927,913.66
0029	ROC/P Apportionment (6350)	127,054.00	127,054.00			127,054.00
0037	Sports Program	32,580.00	32,580.00		166.06	32,413.94
0040	00403. 71.0d (4,800.09t75 Tf ( 01 - General) Tj 62,125.00 ( 01 - Bloc826,194.00 (32,580.00 ) Tj 174 0 T825ll2s0 a96w Td (32,.6 0 T55.00d2,747,119.49058	62,125.00	62,125.00			62,125.00
	3017					
			3180			017,054.00



Fund , Object

4035	210,453.49	210,453.49	256.48	210,197.01
------	------------	------------	--------	------------



--






--




--





--

Fund	, Object				
0000	Unrestricted Resources, No Rep	5,448,930.55	5,449,517.62	297,114.77	5,152,402.85
0007	LCFF - Free and Reduced	313,000.52	318,963.87	11,834.96	307,128.91
0009	LCFF -Limited English Profi	102,002.00	101,624.10	3,666.20	97,957.90
0011	LCFF - Foster Youth	31,897.34	31,897.34	1,761.87	30,135.47
0013	LCFF -Assistance to Schools	115,382.39	115,382.39	2,341.93	113,040.46
0029	ROC/P Apportionment (6350)	22,108.00	22,108.00	890.99	21,217.01
0053	Targeted Inst Impr Bloc (7394)	164,869.30	164,869.30	10,230.45	154,638.85
0723	Transportation-Home to School	184,113.01	184,113.01	5,432.43	178,680.58
0724	Transportation-Special Educati	977,925.54	977,925.54	19,549.83	958,375.71
0805	Billed By Invoice (Billables)	55,531.00	55,531.00	3,948.03	51,582.97
3010	IASA-Title I Basic Grants-Low	307,526.00	307,526.00	7,674.64	299,851.36
3019	Title I Intervention- (3010)	51,815.00	51,815.00		51,815.00
3180	Title I, School Improvement G.	316,246.00	316,246.00	1,548.82	314,697.18
3310	Spec Ed-IDEA Basic Gr Entitle	19,246.00	19,246.00		19,246.00
3315	Spec Ed-IDEA Preschl Entitlemn	17,640.00	17,640.00		17,640.00
3410	Dept. of Rehab: TPP	18,095.00	18,095.00		18,095.00
4124	21ST Century Comm Learning Cen	34,364.00	34,364.00	2,554.69	31,809.31
4201	Title III Immigrant Education	188.00	188.00		188.00
4510	Indian Education	1,116.00	1,116.00	88.15	1,027.85
5640		52,651.00	50,717.43	508.12	50,209.31











Fund	, Object				
3180	Title I, School Improvement G.	98,004.00	98,004.00	505.39	97,498.61
3310	Spec Ed-IDEA Basic Gr Entitle	5,815.00	5,815.00		5,815.00
3315	Spec Ed-IDEA Preschl Entitlemn	5,253.00	5,253.00		5,253.00
3410	Dept. of Rehab: TPP	5,399.00	5,399.00		5,399.00
4124	21ST Century Comm Learning Cen	10,342.00	10,342.00	786.68	9,555.32
4201	Title III Immigrant Education	56.00	56.00		56.00
4510	Indian Education	331.00	331.00	27.62	303.38
5640	Medi-Cal Billing Option	15,660.00	15,562.74	159.28	15,403.46
5862	Independent Living Foster Yout			120.63	120.63-
6010	After School Edu. and Safety	21,615.00	21,615.00	1,400.92	20,214.08
6011	ASES KIDS CODE PILOT PRGRM	497.00	497.00		497.00
6500	Special Education	644,997.00	644,997.00	4,801.48	640,195.52
6520	Sp Ed Workability	4,528.00	4,528.00		4,528.00
6695	TUPE- Grds 6-12 Cohort M Tier2	7,569.00	7,569.00	393.35	7,175.65
7085		14,457.00	14,457.00		






Fund	, Object				
1100	State Lottery	55,932.00	55,932.00		55,932.00
1400	Education Protection Account	543,273.00	543,273.00	196.85	543,076.15
3010	IASA-Title I Basic Grants-Low	88,306.00	88,344.18	715.25	87,628.93
3017	Home Visits- (Title I)	2,928.00	2,928.00		2,928.00
3019	Title I Intervention- (3010)	23,625.00	23,625.00	506.73	23,118.27
3180	Title I, School Improvement G.	72,843.00	72,843.00	925.62	71,917.38
3310	Spec Ed-IDEA Basic Gr Entitle	19,263.00	19,263.00	55.12	19,207.88
3327	Special Ed-Mental Health Serv.	3,917.00	3,917.00	25.65	3,891.35
4035	NCLB Title II, Part A ImpTchrQ	18,095.00	18,095.00	21.74	18,073.26
4124	21ST Century Comm Learning Cen	464.00	464.00		464.00
4201	Title III Immigrant Education	342.00	342.00		342.00
4203	Title III Limited English Prof	4,733.00	4,733.00	77.17	4,655.83
5640	Medi-Cal Billing Option	3,332.00	3,331.94	133.14	3,198.80
5862	Independent Living Foster Yout			28.73	28.73-
5945	ROTC	2,745.11	2,745.11	268.00	2,477.11
6010	After School Edu. and Safety	1,914.00	1,914.00		1,914.00
6011	ASES KIDS CODE PILOT PRGRM	666.00	666.00		666.00
6500	Special Education	514,047.00	514,047.00	2,263.99	511,783.01
6512	Special Ed - Mental Health S.	14,050.00	14,050.00	22.23	14,027.77
6520	Sp Ed Workability	969.00	969.00		969.00
6695	TUPE- Grds 6-12 Cohort M Tier2	172.00	172.00	14.37	157.63
7085	Learning Comm P1a6r Td(644) Tj(637.723P4a67Tt(44\$ Tj)613e74.2) Td(Le56-nwS B50mD(66.00) Tj3j 260.05 0 Td (1,914.Tj -71.05 -69 -12.95 re f 18 -1 -71.05 -64 -1	950055632)350510766 0 Td(55,932.00) 24,269-24525	Lottery		






Fund , Object


0000	Unrestricted Resources, No Rep	32,311.00	32,311.00	9.45	32,301.55
0009			2,120.55		2,120.55






--




--

Fund	, Object				
0013	LCFF -Assistance to Schools	22,626.00	22,626.00	350.65	22,275.35
0029	ROC/P Apportionment (6350)	3,939.00	3,939.00	170.21	3,768.79
0053	Targeted Inst Impr Bloc (7394)	17,962.00	17,962.00	1,233.14	16,728.86
0723	Transportation-Home to School	30,589.00	30,589.00	479.11	30,109.89
0724	Transportation-Special Educati	186,333.00	186,333.00	2,296.04	184,036.96
0805	Billed By Invoice (Billables)	7,061.00	7,061.00	641.15	6,419.85
3010	IASA-Title I Basic Grants-Low	36,615.00	36,615.00	633.61	35,981.39
3019	Title I Intervention- (3010)	2,535.00	2,535.00		2,535.00
3180	Title I, School Improvement G.	54,117.00	54,117.00	60.16	54,056.84
3310	Spec Ed-IDEA Basic Gr Entitle	6,415.00	6,415.00		6,415.00
3315	Spec Ed-IDEA Preschl Entitlemn	8,388.00	8,388.00		8,388.00
3410	Dept. of Rehab: TPP	5,434.00	5,434.00		5,434.00
4124	21ST Century Comm Learning Cen	3,305.00	3,305.00	230.37	3,074.63
4510	Indian Education	226.00	226.00	17.02	208.98
5640	Medi-Cal Billing Option	5,480.00	5,108.66	60.14	5,048.52
5862	Independent Living Foster Yout			64.11	64.11-
6010	After School Edu. and Safety	3,651.00	3,651.00	297.03	3,353.97
6011	ASES KIDS CODE PILOT PRGRM	339.00	339.00		339.00
6500	Special Education	564,541.00	564,541.00	1,693.10	562,847.90
6520	Sp Ed Workability	5,973.00	5,973.00		5,973.00
6695	TUPE- Grds 6-12 Cohort M Tier2	960.00	960.00	60.15	899.85
7085	Learning Comm for Sch Success	3,200.00	3,200.00	180.45	3,019.55
8150	Ongoing & Major Maintenance EC	144,970.00	144,970.00	11,124.73	133,845.27
9414	MHSA - Bullyng	80.00	80.00		80.00

Fund	, Object				
0000	Unrestricted Resources, No Rep	242,563.00	242,549.07	1,862.19	240,686.88
0007	LCFF - Free and Reduced	9,223.00	8,820.17	127.75	8,692.42
0009	LCFF -Limited English Profi	1,080.00	1,185.00	4.96	1,180.04
0011	LCFF - Foster Youth	76.00	76.00	5.96	70.04
0012	LCFF -Supplemental & Concentra	2,240.00	2,240.00	14.50	2,225.50
0013	LCFF -Assistance to Schools	16,093.96	16,093.96	77.41	16,016.55
0029	ROC/P Apportionment (6350)	2,188.00	2,188.00		2,188.00




Fund











Fund	, Object				
1400	Education Protection Account	18,895.00	18,895.00	6.79	18,888.21
3010	IASA-Title I Basic Grants-Low	3,079.00	3,079.80	24.62	3,055.18
3017	Home Visits- (Title I)	101.00	101.00		101.00
3019	Title I Intervention- (3010)	814.00	814.00	17.44	796.56
3180	Title I, School Improvement G.	2,464.00	2,464.00	31.92	2,432.08
3310	Spec Ed-IDEA Basic Gr Entitle	719.00	719.00	1.90	717.10
3327	Special Ed-Mental Health Serv.	134.00	134.00	.89	133.11
4035	NCLB Title II, Part A ImpTchrQ	625.00	625.00	.75	624.25
4124	21ST Century Comm Learning Cen	16.00	16.00		16.00
4201	Title III Immigrant Education	12.00	12.00		12.00
4203	Title III Limited English Prof	165.00	165.00	2.66	162.34
5640	Medi-Cal Billing Option	115.00	115.08	4.58	110.50
5862	Independent Living Foster You2			.99	5862 .99-




Fund	, Object				
0053	Targeted Inst Impr Bloc (7394)	396.00	396.00	32.37	363.63
0723		1,455.48	1,455.48	13.71	1,441.77








Fund	, Object				
0011	LCFF - Foster Youth	1,198.00	1,198.00	99.81	1,098.19
0012	LCFF -Supplemental & Concentra	14,757.00	14,757.00	141.37	14,615.63
0013	LCFF -Assistance to Schools	94,014.42	94,014.42	777.08	93,237.34
0029	ROC/P Apportionment (6350)	11,775.00	11,775.00		11,775.00
0037	Sports Program	3,019.00	3,019.00	34.28	2,984.72
0040	Summer School	7,664.00	7,664.00		7,664.00
0053					

164,80.00 764,80.00



--



Fund	, Object				
8150	Ongoing & Major Maintenance EC	108,882.10	108,882.10	9,720.90	99,161.20
9125	Donations - Restricted			.55	.55-
9414	MHSA - Bullyng	163.00	163.00		163.00

Fund	, Object				
7398	Unrestricted Resources, No Rep	6,773,519.00	6,773,533.07	38,546.13	6,718,888.94
0007	LCFF - Free and Reduced	260,963.00	254,540.27	4,367.61	250,172.66
0009	LCFF -Limited English Profi	32,874.00	35,437.00	210.00	35,227.00
0011	LCFF - Foster Youth	3,024.00	3,024.00	252.00	2,772.00
0012	LCFF -Supplemental & Concentra	64,080.00	64,080.00	534.00	63,546.00
0013	LCFF -Assistance to Schools	481,976.28	481,976.28	2,556.30	479,419.98
0029	ROC/P Apportionment (6350)	62,965.00	62,965.00		62,965.00
0053	Targeted Inst Impr Bloc (7394)	3,525.00	3,525.00		3,525.00
0825	Home and Hospital	19,224.00	19,224.00		19,224.00
1100	State Lottery	320,000.00	320,000.00		320,000.00
1400	Education Protection Account	2,903,239.00	2,903,239.00	993.24	2,902,245.76
3010	IASA-Title I Basic Grants-Low	384,708.00	384,707.98	2,067.00	382,640.98
3019	Title I Intervention- (3010)	106,996.00	106,996.00	1,564.80	105,431.20
3180	Perkins Title I	334,987.20	338,655.00	3,667.80	334,987.20

Fund	, Object				
0000	Unrestricted Resources, No Rep	2,639,860.00	2,639,860.00	140,432.90	2,499,427.10
0007	LCFF - Free and Reduced	158,441.00	159,879.99	4,832.11	155,047.88
0009	LCFF -Limited English Profi	54,036.00	53,953.80	1,680.00	52,273.80
0011	LCFF - Foster Youth	16,823.00	16,823.00	1,134.00	15,689.00
0013	LCFF -Assistance to Schools	72,996.00	72,996.00	1,260.00	71,736.00
0029	ROC/P Apportionment (6350)	10,447.00	10,447.00	420.00	10,027.00
0053	Targeted Inst Impr Bloc (7394)	55,062.00	55,062.00	4,420.50	50,641.50
0723	Transportation-Home to School	101,605.00	101,605.00	2,129.40	99,475.60
0724	Transportation-Special Educati	616,340.00	616,340.00	9,420.60	606,919.40
0805	Billed By Invoice (Billables)	30,240.00	30,240.00	2,100.00	28,140.00
3010	IASA-Title I Basic Grants-Low	134,011.00	134,011.00	3,045.00	130,966.00
3019	Title I Intervention- (3010)	17,100.00	17,100.00		17,100.00
3180	Title I, School Improvement G.	179,266.00	179,266.00	420.00	178,846.00
3310	Spec Ed-IDEA Basic Gr Entitle	20,894.00	20,894.00		20,894.00
3315	Spec Ed-IDEA Preschl Entitlemn	20,160.00	20,160.00		20,160.00
3410	Dept. of Rehab: TPP	14,967.00	14,967.00		14,967.00
4124	21ST Century Comm Learning Cen	11,526.00	11,526.00	840.00	10,686.00
4510	Indian Education	504.00	504.00	42.00	462.00
5640	Medi-Cal Billing Option	17,634.00	17,633.97	210.00	17,423.97
5862	Independent Living Foster Yout			189.00	189.00-
6010	After School Edu. and Safety	16,128.00	16,128.00	1,344.00	14,784.00
6011	ASES KIDS CODE PILOT PRGRM	756.00	756.00		756.00
6500	Special Education	1,920,826.00	1,920,826.00	6,300.00	1,914,526.00
6520	Sp Ed Workability	13,305.00	13,305.00		13,305.00
6695	TUPE- Grds 6-12 Cohort M Tier2	5,544.00	5,544.00	420.00	5,124.00
7085	Learning Comm for Sch Success	20,160.00	20,160.00	1,260.00	18,900.00
8150	Ongoing & Major Maintenance EC	456,630.00	456,630.00	38,472.00	418,158.00
9414	MHSA - Bullying	504.00	504.00		504.00

Fund	, Object				
0000	Unrestricted Resources, No Rep	32,208.00	32,196.26	620.04	31,576.22
0007	LCFF - Free and Reduced	2,147.00	2,140.86	119.44	2,021.42
0009	LCFF -Limited English Profi	330.00	335.00	6.87	328.13

Fund	, Object				
0011	LCFF - Foster Youth	100.00	100.00	8.25	91.75
0012	LCFF -Supplemental & Concentra	130.00	130.00	1.10	128.90
0013	LCFF -Assistance to Schools	1,452.58	1,452.58	6.29	1,446.29
0029	ROC/P Apportionment (6350)	132.00	132.00		132.00
0053	Targeted Inst Impr Bloc (7394)	14.00	14.00		14.00
0825	Home and Hospital	39.00	39.00		39.00
1100	State Lottery	650.00	650.00		650.00
1400	Education Protection Account	5,933.00	5,933.00	2.04	5,930.96
3010	IASA-Title I Basic Grants-Low	2,042.00	2,042.00	62.75	1,979.25
3019	Title I Intervention- (3010)	814.00	814.00	49.35	764.65
3180	Title I, School Improvement G.	1,398.00	1,398.00	18.51	1,379.49
3310	Spec Ed-IDEA Basic Gr Entitle	233.00	233.00	.55	232.45
3327	Special Ed-Mental Health Serv.	94.00	94.00	2.06	91.94
4035	NCLB Title II, Part A ImpTchrQ	257.00	257.00	2.06	254.94
4203	Title III Limited English Prof	48.00	48.00	.77	47.23
5640	Medi-Cal Billing Option	164.00	163.84	11.82	152.02
5862	Independent Living Foster Yout			2.75	2.75-
5945	ROTC	26.02	26.02	2.51	23.51
6500	Special Education	6,175.00	6,175.00	78.49	6,096.51
6512	Special Ed - Mental Health S.	190.00	190.00	2.06	187.94
6520	Sp Ed Workability	8.00	8.00		8.00
6695	TUPE- Grds 6-12 Cohort M Tier2	17.00	17.00	1.37	15.63
9431	NGEI-New Gen of Ed Initiative	66.00	66.00	5.50	60.50
9639	Strong Workforce Program	83.00	83.00	6.87	76.13

Fund	, Object				
0000	Unrestricted Resources, No Rep	13,028.00	13,027.60	885.10	12,142.50
0007	LCFF - Free and Reduced	731.00	810.50	36.74	773.76
0009	LCFF -Limited English Profi	177.00	176.58	7.57	169.01
0011	LCFF - Foster Youth	44.00	44.00	2.98	41.02
0013	LCFF -Assistance to Schools	190.00	190.00	3.30	186.70
0029		27.00	27.00	1.1Td (190.00 ) Tj 82.5 0 r NTj -60	









Fund	, Object					
6500	Special Education	161,849.00	161,849.00	21,237.86	91.11	140,520.03
6520	Sp Ed Workability				3.73-	3.73
6690	TUPE- Grades 6-12			195.40	293.63	489.03-
6695	TUPE- Grds 6-12 Cohort M Tier2	20,000.00	20,000.00	4,000.00	55.56-	16,055.56
7220	Partnership Academies Program			4,100.27	116.91-	3,983.36-
7338	College Readiness Block Grant			13,386.67	8.08	13,394.75-
9064	Civic Permits				2.83-	2.83
9206	Gov Engaging Youth				66.58	66.58-
9573	Sac County Training Agreement				11.79	11.79-
9642	Stuart Foundation				59.91	59.91-
9741	YMHFA			141.46		141.46-

Fund	, Object					
0000	Unrestricted Resources, No Rep	16,558.00	16,558.00			16,558.00
0007	LCFF - Free and Reduced	17,950.00	17,950.00			17,950.00
0009	LCFF -Limited English Profi	15,057.00	15,057.00			15,057.00
0011	LCFF - Foster Youth	1,000.00	1,000.00			1,000.00
0013	LCFF -Assistance to Schools	6,391.00	6,391.00			6,391.00
3010	IASA-Title I Basic Grants-Low	9,412.00	9,412.00			9,412.00
3019	Title I Intervention- (3010)	20,000.00	20,000.00			20,000.00
6010	After School Edu. and Safety	7,500.00	7,500.00			7,500.00
6695	TUPE- Grds 6-12 Cohort M Tier2	1,000.00	1,000.00			1,000.00



Fund	, Object					
0000	Unrestricted Resources, No Rep	1,457,679.00	1,643,324.60	675,159.71	1,291.49	966,873.40
0007	LCFF - Free and Reduced	123,592.00	126,786.98	7,277.83	54.37-	119,563.52
0009	LCFF -Limited English Profi	7,790.00	7,633.94	1,421.94	5.57	6,206.43
0011	LCFF - Foster Youth	5,500.00	5,500.00	5,000.00		500.00
0012	LCFF -Supplemental & Concentra			7,100.00		7,100.00-
0013	LCFF -Assistance to Schools	1,000.00	1,000.00			1,000.00
0029	ROC/P Apportionment (6350)	5,500.00	5,500.00			5,500.00
0033	Communication-Mandatory	3,990.00	3,990.00			3,990.00
0053	Targeted Inst Impr Bloc (7394)	50,000.00	50,000.00			50,000.00




Selection Filtered by User Permissions, (Org = 97, Online/Offline = N, Fiscal Year = 2020, Period = 1, Unposted JEs? = N, Assets and Liabilities? = N, Restricted Accts? = Y, SACS? = N, Fund = 01-71, Object = 1-7999, Location = 0000-9999, Page Break? = N, Obj Digits = 0)

Fund	, Object					
0723	Transportation-Home to School	5,551.00	4,621.00	4,615.00		6.00
0724	Transportation-Special Educati	41,520.00	31,520.00	30,885.00		635.00
0812	Donations - Special Funds			2,453.41	32.54-	2,420.87-
3010	IASA-Title I Basic Grants-Low	46,693.00	46,693.00	6,500.00		40,193.00
3017	Home Visits- (Title I)	5,300.00	5,300.00	5,000.00		300.00
3019	Title I Intervention- (3010)			356.70		356.70-
3180	Title I, School Improvement G.	59,538.00	66,968.50	5,620.75	739.60	60,608.15
3310	Spec Ed-IDEA Basic Gr Entitle	167,500.00	167,500.00	75,065.07		92,434.93
3315	Spec Ed-IDEA Preschl Entitlemn	29,529.00	29,529.00			29,529.00
3320	Spec Ed-IDEA Preschl Local Ent			2,000.00		2,000.00-
4035	NCLB Title II, Part A ImpTchrQ	215,188.00	215,188.00			215,188.00
4124	21ST Century Comm Learning Cen	4,600.00	4,600.00			4,600.00
4510	Indian Education	200.00	200.00			200.00
5640	Medi-Cal Billing Option	2,000.00	4,000.00	2,050.00		1,950.00
5877	Youth in Action Mentoring Prgm				15.60	15.60-
5949	MentalHlthAwarenessTrngGrnt			6,764.80	123.26	6,888.06-
6010	After School Edu. and Safety	33,400.00	32,400.00	6,500.00		25,900.00
6500	Special Education	72,300.00	72,044.81	17,465.84	140.91	54,438.06
6512	Special Ed - Mental Health S.	29,500.00	29,500.00	5,500.00		24,000.00
6520	Sp Ed Workability				25.69-	25.69
6695	TUPE- Grds 6-12 Cohort M Tier2	3,000.00	3,000.00	3,000.00	106.06-	106.06
7220	Partnership Academies Program			361.00		361.00-
8150	Ongoing & Major Maintenance EC	3,013,731.00	2,642,824.81	412,037.61	4,737.21	2,226,049.99
9203	Gear Up (Gaining Early Awarene		3,178.95	3,157.63		21.32

Fund	, Object					
0000	Unrestricted Resources, No Rep	6,250.00	6,250.00			6,250.00
0007	LCFF - Free and Reduced	4,000.00	4,000.00			4,000.00
0009	LCFF -Limited English Profi	12,170.00	12,170.00			12,170.00
0013	LCFF -Assistance to Schools	10,000.00	10,000.00			10,000.00
3010	IASA-Title I Basic Grants-Low	6,300.00	6,300.00			6,300.00

Fund	, Object					
------	----------	--	--	--	--	--





Fund	, Object					

9159	E Rate			750.00		750.00-
------	--------	--	--	--------	--	---------

Fund	, Object					
------	----------	--	--	--	--	--

0000	Unrestricted Resources, No Rep	25,178.00	24,678.00	100.00	2.73-	24,580.73
0007	LCFF - Free and Reduced	3,750.00	3,750.00			3,750.00
0011	LCFF - Foster Youth	3,500.00	3,500.00			3,500.00
0013	LCFF -Assistance to Schools	100.00	100.00			100.00
0029	ROC/P Apportionment (6350)	2,000.00	2,000.00			2,000.00
0724	Transportation-Special Educati	376.00	376.00			376.00
3010	IASA-Title I Basic Grants-Low	10,000.00	10,000.00			10,000.00
3180	Title I, School Improvement G.	1,000.00	1,000.00			1,000.00
3310	Spec Ed-IDEA Basic Gr Entitle	5,000.00	5,000.00			5,000.00
4124	21ST Century Comm Learning Cen	1,500.00	1,500.00			1,500.00
4510	Indian Education	300.00	300.00			300.00
5640	Medi-Cal Billing Option	2,500.00	2,500.00			2,500.00
6010	After School Edu. and Safety	4,000.00	3,901.70			3,901.70
6500	Special Education	55,000.00	55,255.19	3,430.76	553.55-	52,377.98
6695	TUPE- Grds 6-12 Cohort M Tier2	4,000.00	4,000.00			4,000.00

Fund	, Object					
------	----------	--	--	--	--	--

0000	Unrestricted Resources, No Rep	370.00	370.00	49.30		320.70
0011	LCFF - Foster Youth	600.00	600.00			600.00
0029	ROC/P Apportionment (6350)	1,000.00	1,000.00			1,000.00
3180	Title I, School Improvement G.	1,000.00	1,000.00			1,000.00

Fund	, Object					
------	----------	--	--	--	--	--

0000	Unrestricted Resources, No Rep	367,456.00	133,231.00	30,583.92	9,499.00	93,148.08
0007	LCFF - Free and Reduced	21,000.00	23,790.00	2,790.00		21,000.00
0011	LCFF - Foster Youth	4,000.00	4,000.00			4,000.00
0013	LCFF -Assistance to Schools	1,000.00	1,000.00			1,000.00
0029	ROC/P Apportionment (6350)	1,500.00	1,500.00			1,500.00
0723	Transportation-Home to School		250.00	121.59		128.41
0724	Transportation-Special Educati		1,000.00	813.67		186.33


Selection Filtered by User Permissions, (Org = 97, Online/Offline = N, Fiscal Year = 2020, Period = 1, Unposted JEs? = N, Assets and Liabilities? = N, Restricted Accts? = Y, SACS? = N, Fund = 01-71, Object = 1-7999, Location = 0000-9999, Page Break? = N, Obj Digits = 0)

Fund	, Object					
0812	Donations - Special Funds		200.00	335.00		135.00-
3010	IASA-Title I Basic Grants-Low	9,450.00	9,450.00			9,450.00
3019	Title I Intervention- (3010)	2,100.00	2,100.00			2,100.00
3180	Title I, School Improvement G.	163,494.00	163,494.00	1,470.04	1,470.00	160,553.96
3310	Spec Ed-IDEA Basic Gr Entitle	8,500.00	8,500.00			8,500.00
4035	NCLB Title II, Part A ImpTchrQ	16,192.42	16,192.42	4,698.67	9,226.67	2,267.08
4510	Indian Education	500.00	500.00			500.00
6387	Career Tech Ed Incentive Gr			250.13		250.13-
6500	Special Education	13,000.00	13,000.00			13,000.00
6512	Special Ed - Mental Health S.	5,000.00	4,726.16	1,835.00		2,891.16
6695	TUPE- Grds 6-12 Cohort M Tier2	10,000.00	10,000.00			10,000.00
8150	Ongoing & Major Maintenance EC	35,848.00	35,848.00	583.48		35,264.52
9016	Silicon Valley Comm Foundation		11,271.63	7,187.50		4,084.13
9020	Advanced Placement Test Fee Re			1,600.00		1,600.00-
9201	Gates Foundation		34,601.91			34,601.91
9414	MHSA - Bullyng	2,942.00	2,942.00			2,942.00
9642	Stuart Foundation		12,500.00	12,500.00		

Fund	, Object					
0000	Unrestricted Resources, No Rep	4,440.00	4,440.00			4,440.00
4510	Indian Education	1,200.00	1,200.00			1,200.00
6512	Special Ed - Mental Health S.		1,290.85	1,290.85		
9016	Silicon Valley Comm Foundation		4,478.37	4,478.37		
9642	Stuart Foundation		7,500.00	7,500.00		

Fund	, Object					
0000	Silicon Valley Comm Foundation	8,500.50	8,500.00	19.25		

04 d 82, T Co -324.2 m 588.75. Heaes92 S BT Comm Foundation) Tj.05 Tm (0 (82404 d 138,1 Tm -324.2 m 5 m 507 - Heaes9 S BT 1 Comm Foundation) Tjm (490,00 (82404 d 138,5 Tf ( ) Tjm 424.5 -324.2 | S




Fund	, Object					
0000	Unrestricted Resources, No Rep	5,054,677.00	5,054,677.00			5,054,677.00
0805	Billed By Invoice (Billables)	403,000.00	403,000.00			403,000.00

Fund	, Object					
0000	Unrestricted Resources, No Rep	1,162,524.00	1,162,524.00			1,162,524.00
0805	Billed By Invoice (Billables)	87,050.00	87,050.00			87,050.00

Fund	, Object					
0000	Unrestricted Resources, No Rep	388,744.00	390,675.08	29,000.00		361,675.08
0029	ROC/P Apportionment (6350)	500.00	500.00			500.00
0805	Billed By Invoice (Billables)	21,100.00	21,100.00			21,100.00
8150	Ongoing & Major Maintenance EC	7,200.00	7,200.00			7,200.00

Fund	, Object					
0000						





Fund	, Object					
7220	Partnership Academies Program			3,000.00		3,000.00-
8150	Ongoing & Major Maintenance EC	565,000.00	211,500.00	20,000.00		191,500.00

Fund	, Object					
0000	Unrestricted Resources, No Rep	15,000.00	15,000.00			15,000.00

Fund	, Object					
0000	Unrestricted Resources, No Rep	26,000.00	28,600.00			28,600.00
6500	Special Education	32,000.00	32,000.00	7,101.48		24,898.52

Fund	, Object					
0000	Unrestricted Resources, No Rep	380,357.00	390,989.35	97,628.58	7,617.00	285,743.77
0013	LCFF -Assistance to Schools	7,000.00	7,000.00			7,000.00
0029	ROC/P Apportionment (6350)	2,000.00	2,000.00			2,000.00
0723	Transportation-Home to School	47,809.00	45,559.00	45,552.00		7.00
0724	Transportation-Special Educati	301,460.00	305,460.00	304,848.00		612.00
6500	Special Education			531.12		531.12-
8150	Ongoing & Major Maintenance EC		321,050.00	132,927.26		188,122.74

Fund	, Object					
0000	Unrestricted Resources, No Rep	49,185.00-	49,185.00-			49,185.00-
0007	LCFF - Free and Reduced	10,083.00	10,083.00			10,083.00
0011	LCFF - Foster Youth	500.00	500.00			500.00
3010	IASA-Title I Basic Grants-Low	32,102.00	32,102.00			32,102.00
3180	Title I, School Improvement G.	1,500.00	1,500.00			1,500.00
5640	Medi-Cal Billing Option	5,000.00	5,000.00			5,000.00

Fund	, Object					
0000	Unrestricted Resources, No Rep	40,056.00	51,856.00			51,856.00
0007	LCFF - Free and Reduced	124,019.00	124,019.00			124,019.00
0029	ROC/P Apportionment (6350)	10,000.00	10,000.00			10,000.00
0723	Transportation-Home to School	287,733.00-	287,733.00-		7,490.60-	280,242.40-

Fund	, Object				
3010	IASA-Title I Basic Grants-Low				7,490.60
3019	Title I Intervention- (3010)	4,458.00	4,458.00		4,458.00
3180	Title I, School Improvement G.	86,000.00	86,000.00		86,000.00
4124	21ST Century Comm Learning Cen		1,085.00		1,085.00
4510	Indian Education	500.00	500.00		500.00
6500	Special Education	22,700.00	22,700.00		22,700.00

Fund	, Object				
0000	Unrestricted Resources, No Rep	130.00	130.00		130.00
0723	Transportation-Home to School	130.00-	130.00-		130.00-



Fund	, Object				
0000	Unrestricted Resources, No Rep	25,952.00	25,337.00		25,337.00
0029	ROC/P Apportionment (6350)	1,000.00	1,000.00		1,000.00
6500	Special Education	5,220.00	5,220.00		5,220.00
8150	Ongoing & Major Maintenance EC	32,172.00-	32,172.00-		32,172.00-


Fund	, Object				
0000	Unrestricted Resources, No Rep	29,102.00	29,102.00		29,102.00
8150	Ongoing & Major Maintenance EC	29,102.00-	29,102.00-		29,102.00-

Fund	, Object				
0000	Unrestricted Resources, No Rep	233,724.00-	230,076.61-	54,138.92	284,215.53-
0007	LCFF - Free and Reduced	76,625.00	76,625.00	2,477.40	74,147.60
0009	LCFF -Limited English Profi	6,760.00	5,260.00		5,260.00
0011	LCFF - Foster Youth	1,400.00	1,400.00		1,400.00
0029	ROC/P Apportionment (6350)	2,000.00	2,000.00		2,000.00
0723	Transportation-Home to School	3,065.00	2,065.00	350.84	1,714.16
0724	Transportation-Special Educati	2,486.00	2,486.00		2,486.00
3010	IASA-Title I Basic Grants-Low	61,488.00	61,488.00	2,611.05	58,876.95
3180	Title I, School Improvement G.	31,000.00	32,755.00	2,239.99	30,515.01
4124	21ST Century Comm Learning Cen	1,500.00	1,500.00		1,500.00









Fund \_\_\_\_\_, Object \_\_\_\_\_

4124 8,750.00 7,665.00 1,085.00 6,3aes thro



Fund	, Object				

6230	Californ Clean Energy Jobs Act			21,715.17	21,715.17-
6387	Career Tech Ed Incentive Gr			58,669.09	58,669.09-

Fund	, Object				
6387	Career Tech Ed Incentive Gr			40,850.00	40,850.00-

Fund	, Object				
6387	Career Tech Ed Incentive Gr			340.81	340.81-

Fund	, Object				
6387	Career Tech Ed Incentive Gr			700.00	700.00-

Fund	, Object				
6230	Californ Clean Energy Jobs Act			87,829.61	87,829.61-

Fund	, Object				
6387	Career Tech Ed Incentive Gr			14,710.50	14,710.50-

Fund	, Object				
6387	Career Tech Ed Incentive Gr			17,040.00	17,040.00-

Fund	, Object				
0000	Unrestricted Resources, No Rep	36,700.00	39,200.00		39,200.00
3180	Title I, School Improvement G.	282,023.00	250,185.63		250,185.63
6387	Career Tech Ed Incentive Gr			214,015.08	214,015.08-
8150	Ongoing & Major Maintenance EC			37,809.13	37,809.13-

Fund	, Object				
0000	Unrestricted Resources, No Rep	4,440.00	1,940.00		1,940.00
0723	Transportation-Home to School	7,670.00	7,670.00	3,900.00	3,770.00
0724	Transportation-Special Educati	46,959.00	46,959.00	26,100.00	20,859.00

Selection Filtered by User Permissions, (Org = 97, Online/Offline = N, Fiscal Year = 2020, Period = 1, Unposted JEs? = N, Assets and Liabilities? = N, Restricted Accts? = Y, SACS? = N, Fund = 01-71, Object = 1-7999, Location = 0000-9999, Page Break? = N, Obj Digits = 0)

Fund	, Object				

8150	Ongoing & Major Maintenance EC		5,051.19	5,051.19	
------	--------------------------------	--	----------	----------	--

Fund	, Object				
------	----------	--	--	--	--


0000	Unrestricted Resources, No Rep	471,000.00	471,000.00	22,215.00	448,785.00
------	--------------------------------	------------	------------	-----------	------------

Fund	, Object				
------	----------	--	--	--	--

0000	Unrestricted Resources, No Rep	6,014,922.56-	6,014,922.56-		6,014,922.56-
3010	IASA-Title I Basic Grants-Low	806,967.00	806,967.00		806,967.00
3180	Title I, School Improvement G.	555,106.00	555,106.00		555,106.00
3310	Spec Ed-IDEA Basic Gr Entitle	140,382.00	140,382.00		140,382.00
3315	Spec Ed-IDEA Preschl Entitlemn	12,052.00	12,052.00		12,052.00
3327	Special Ed-Mental Health Serv.	20,423.00	20,423.00		20,423.00
3395	Sp Ed-Alternative Dispute Reso	635.00	635.00		635.00
3410	Dept. of Rehab: TPP	8,249.00	8,249.00		8,249.00
4035	NCLB Title II, Part A ImpTchrQ	87,580.00	87,580.00		87,580.00
4124	21ST Century Comm Learning Cen	20,541.56	20,541.56		20,541.56
4201	Title III Immigrant Education	4,903.00	4,903.00		4,903.00
4203	Title III Limited English Prof	35,040.00	35,040.00		35,040.00
4510	Indian Education	1,187.00	1,512.90		1,512.90
5640	Medi-Cal Billing Option	36,535.00	36,535.00		36,535.00
6010	After School Edu. and Safety	49,759.00	49,759.00		49,759.00
6011	ASES KIDS CODE PILOT PRGRM	7,665.00	7,665.00		7,665.00
6500	Special Education	3,410,370.00	3,410,370.00		3,410,370.00
6512	Special Ed - Mental Health S.	66,820.00	66,820.00		66,820.00
6520	Sp Ed Workability	16,011.00	16,011.00		16,011.00
7085	Learning Comm for Sch Success	25,334.00	25,334.00		25,334.00
7510	LOW PERFORMING STUDENTS BG	1,125.00	1,125.00		1,125.00
8150	Ongoing & Major Maintenance EC	707,468.00	707,468.00		707,468.00
9201	Gates Foundation		1,557.09		1,557.09
9203	Gear Up (Gaining Early Awarene		143.05		143.05
9414	MHSA - Bullyng	770.00	770.00		770.00

Fund	, Object				
------	----------	--	--	--	--





Fund	, Object					
0000	Unrestricted Resources, No Rep	<u>1,153,550.00-</u>	<u>1,153,550.00-</u>			<u>1,153,550.00-</u>

Fund	, Object					
0000	Unrestricted Resources, No Rep	<u>70,638.00-</u>	<u>70,638.00-</u>			<u>70,638.00-</u>

Fund	, Object					
0000	Unrestricted Resources, No Rep	<u>567,772.00-</u>	<u>567,772.00-</u>			<u>567,772.00-</u>

Fund	, Object					
0000	Unrestricted Resources, No Rep	<u>10,300.00</u>	<u>10,300.00</u>	<u>10,300.00</u>		

Fund	, Object					
------	----------	--	--	--	--	--

--	--	--	--	--	--	--

--	--	--	--	--	--	--






--	--	--	--	--	--	--



--	--	--	--	--	--	--







Fund	Object				
0000	Unrestricted Resources, No Rep	787,050.00	787,050.00	1,826.04	785,223.96
0007	LCFF - Free and Reduced	239,549.00	239,549.00	1,438.89	238,110.11
0009	LCFF -Limited English Profi	76,325.00	76,325.00		76,325.00
1100	State Lottery	38,665.00	38,665.00		38,665.00
1400	Education Protection Account	242,993.00	242,993.00	88.16	242,904.84
3010	IASA-Title I Basic Grants-Low	9,137.00	9,137.00		9,137.00
7690	STRS On-Behalf Pension Contrib	717,458.00	717,458.00		717,458.00

Fund	Object				
------	--------	--	--	--	--




--	--	--	--	--	--

--	--	--	--	--	--



--	--	--	--	--	--



--	--	--	--	--	--

Fund	Object				
------	--------	--	--	--	--

0000	Unrestricted Resources, No Rep	13,360.00	13,360.00	596.58	12,763.42
0007	LCFF - Free and Reduced	2,216.00	2,216.00		2,216.00
0009	LCFF -Limited English Profi	544.00	544.00		544.00
3010	IASA-Title I Basic Grants-Low	1,376.00	1,376.00		1,376.00


Fund	Object				
0000	Unrestricted Resources, No Rep	1,094,916.00	1,094,916.00	2,257.48	1,092,658.52
0007	LCFF - Free and Reduced	343,709.00	343,709.00	1,785.58	341,923.42
0009	LCFF -Limited English Profi	95,895.00	95,895.00		95,895.00
1400	Education Protection Account	368,715.00	368,715.00		368,715.00
3010	IASA-Title I Basic Grants-Low	12,066.00	12,066.00		12,066.00

Fund	Object				
0000	Unrestricted Resources, No Rep	339,202.00	339,202.00	15,235.83	323,966.17
0007	LCFF - Free and Reduced	31,392.00	31,392.00		31,392.00
0009	LCFF -Limited English Profi	7,972.00	7,972.00		7,972.00
3010	IASA-Title I Basic Grants-Low	11,959.00	11,959.00		11,959.00

Fund	Object				
0000	Unrestricted Resources, No Rep	89,930.00	89,930.00	290.79	89,639.21
0007	LCFF - Free and Reduced	27,216.00	27,216.00	170.62	27,045.38
0009	LCFF -Limited English Profi	7,624.00	7,624.00		7,624.00
1400	Education Protection Account	29,196.00	29,196.00		29,196.00
3010	IASA-Title I Basic Grants-Low	955.00	955.00		955.00



Fund	Object				
0000	Unrestricted Resources, No Rep	28,523.00	28,523.00	1,227.76	27,295.24
0007	LCFF - Free and Reduced	2,640.00	2,640.00		2,640.00
0009	LCFF -Limited English Profi	670.00	670.00		670.00
3010	IASA-Title I Basic Grants-Low	1,006.00	1,006.00		1,006.00

Fund	Object				
------	--------	--	--	--	--



Fund	, Object				
0000	Unrestricted Resources, No Rep	12,270.00	12,270.00	41.70	12,228.30
0007	LCFF - Free and Reduced	3,572.00	3,572.00	14.50	3,557.50
0009	LCFF -Limited English Profi	1,001.00	1,001.00		1,001.00
1400	Education Protection Account	3,833.00	3,833.00		3,833.00
3010	IASA-Title I Basic Grants-Low	126.00	126.00		126.00

Fund	, Object				
0000		3,081.00	3,081.00	167.96	2,91(12.)3c




Fund	Object					
3010	IASA-Title I Basic Grants-Low	845.00	845.00			845.00

Fund	Object					
0000	Unrestricted Resources, No Rep	15,478.00	15,478.00	693.17		14,784.83
0007	LCFF - Free and Reduced	2,567.00	2,567.00			2,567.00
0009	LCFF -Limited English Profi	629.00	629.00			629.00
3010	IASA-Title I Basic Grants-Low	1,595.00	1,595.00			1,595.00

Fund	Object					
0000	Unrestricted Resources, No Rep	335,675.00	335,675.00	420.00		335,255.00
0007	LCFF - Free and Reduced	103,008.00	103,008.00	534.00		102,474.00
0009	LCFF -Limited English Profi	28,854.00	28,854.00			28,854.00
1400	Education Protection Account	110,502.00	110,502.00			110,502.00
3010	IASA-Title I Basic Grants-Low	3,616.00	3,616.00			3,616.00

Fund	Object					
0000	Unrestricted Resources, No Rep	92,021.00	92,021.00	4,076.49		87,944.51
0007	LCFF - Free and Reduced	8,517.00	8,517.00			8,517.00
0009	LCFF -Limited English Profi	2,163.00	2,163.00			2,163.00
3010	IASA-Title I Basic Grants-Low	3,244.00	3,244.00			3,244.00

Fund	Object					
0000	Unrestricted Resources, No Rep	1,545.00	1,545.00	14.85		1,530.15
0007	LCFF - Free and Reduced	210.00	210.00	1.10		208.90
0009	LCFF -Limited English Profi	58.00	58.00			58.00
1400	Education Protection Account	224.00	224.00			224.00
3010	IASA-Title I Basic Grants-Low	7.00	7.00			7.00

Fund	Object					
0000	Unrestricted Resources, No Rep	238.00	238.00	10.68		227.32
0007	LCFF - Free and Reduced	22.00	22.00			22.00
0009	LCFF -Limited English Profi	6.00	6.00			6.00







Fund	, Object					
0000	Unrestricted Resources, No Rep				3.21	3.21-
0007	LCFF - Free and Reduced	29,500.00	29,500.00			29,500.00
7338	College Readiness Block Grant				49.10-	49.10

Fund	, Object					
0007	LCFF - Free and Reduced	5,000.00	5,000.00			5,000.00

Fund	, Object					
0000	Unrestricted Resources, No Rep	216,021.00	216,021.00			216,021.00

Fund	, Object					
0000	Unrestricted Resources, No Rep	24,489.00	24,489.00			24,489.00

Fund	, Object					
0000	Unrestricted Resources, No Rep	12,378.00	12,378.00			12,378.00

Fund	, Object					
0000	Unrestricted Resources, No Rep	140,243.00	140,243.00			140,243.00

Fund	, Object					
0000	Unrestricted Resources, No Rep	21,572.00	21,572.00	15,800.00		5,772.00

Fund	, Object					
0000	Unrestricted Resources, No Rep	2,000.00	2,000.00			2,000.00

Fund	, Object					
0000	Unrestricted Resources, No Rep	5,950.00	5,950.00	660.99	350.00	4,939.01

Fund	, Object					
0000	Unrestricted Resources, No Rep	1,535,071.00	1,535,071.00			1,535,071.00



Fund	Object					
0000	Unrestricted Resources, No Rep		635.00	940.69	226.31	532.00-
0007	LCFF - Free and Reduced	720.00	720.00			720.00
3010	IASA-Title I Basic Grants-Low	2,345.00	2,345.00			2,345.00

Fund	Object
------	--------

0000



--

--

--



--

--

--



Fund	Object					
0000	Unrestricted Resources, No Rep	2,174,627.00	2,174,627.00			2,174,627.00

Fund	Object					
0000	Unrestricted Resources, No Rep	239,097.00	239,097.00			239,097.00
6391	Adult Ed Block Grant Program	81,973.00	81,973.00			81,973.00

Fund	Object					
0000	Unrestricted Resources, No Rep	185,296.00	185,296.00			185,296.00
3926	Adult Basic Ed-EL Civics Compo	24,730.00	24,730.00			24,730.00
9014	Alta CA Regional - McClaskey	14,014.00	14,014.00			14,014.00

Fund	Object					
0000	Unrestricted Resources, No Rep	426,165.00	426,165.00			426,165.00
6391	Adult Ed Block Grant Program	172,885.00	172,885.00			172,885.00
9014	Alta CA Regional - McClaskey	286,432.00	286,432.00			286,432.00

Fund	Object					
3905	Adult Basi Ed (231) ESL/Citize	5,770.00	5,770.00			5,770.00

Fund	Object					
0000	Unrestricted Resources, No Rep	131,483.00	131,483.00			131,483.00
3905	Adult Basi Ed (231) ESL/Citize	80,785.00	80,785.00			80,785.00
3913	Adult Basic Ed (231) Priority	10,716.00	10,716.00			10,716.00
6391	Adult Ed Block Grant Program	9,678.00	9,678.00			9,678.00
9014	Alta CA Regional - McClaskey	10,716.00	10,716.00			10,716.00

Fund	Object					
6391	Adult Ed Block Grant Program	39,128.00	39,128.00			39,128.00
9014	Alta CA Regional - McClaskey	58,692.00	58,692.00			58,692.00

Fund	Object					
------	--------	--	--	--	--	--

9014	Alta CA Regional - McClaskey	20,608.00	20,608.00			20,608.00
------	------------------------------	-----------	-----------	--	--	-----------

Fund	Object					
6391	Adult Ed Block Grant Program	195,619.00	195,619.00		15,067.95	180,551.05
9014	Alta CA Regional - McClaskey	74,019.00	74,019.00		7,401.90	66,617.10

Fund	Object					
9014	Alta CA Regional - McClaskey	146,796.00	146,796.00		10,571.37	136,224.63

Fund	Object					
0000	Unrestricted Resources, No Rep	137,994.00	137,994.00		11,524.07	126,469.93
6391	Adult Ed Block Grant Program	22,327.00	22,327.00		2,477.92	19,849.08
9014	Alta CA Regional - McClaskey	67,473.00	67,473.00		5,071.44	62,401.56

Fund	Object					
0000	Unrestricted Resources, No Rep	11,428.00	11,428.00			11,428.00

Fund	Object					
0000	Unrestricted Resources, No Rep				453.16	453.16

Fund	Object					
3530	Voc Progs.-VESL,ABE/GED, OSSI	152,540.00	152,540.00		12,507.00	140,033.00
5885	WIA Refugee Support Srvs				576.63	576.63
5957	A Title I Youth-Out-of-Sschool	76,884.00	76,884.00		5,830.37	71,053.63

Fund	Object					
0000	Unrestricted Resources, No Rep	110,308.00	110,308.00		9,122.50	101,185.50

Fund	Object					
0000	Unrestricted Resources, No Rep	87,015.00	87,015.00		7,251.25	79,763.75
6391	Adult Ed Block Grant Program	87,384.00	87,384.00		7,282.00	80,102.00

Selection Filtered by User Permissions, (Org = 97, Online/Offline = N, Fiscal Year = 2020, Period = 1, Unposted JEs? = N, Assets and Liabilities? = N, Restricted Accts? = Y, SACS? = N, Fund = 01-71, Object = 1-7999, Location = 0000-9999, Page Break? = N, Obj Digits = 0)



Fund	Object				
0000	Unrestricted Resources, No Rep	310,980.00	310,980.00	26,383.96	284,596.04
3530	Voc Progs.-VESL,ABE/GED, OSSI	5,442.00	5,442.00	1,184.08	4,257.92
5885	WIA Refugee Support Svcs			1,931.92	1,931.92
6391	Adult Ed Block Grant Program	118,734.00	118,734.00	6,904.31	111,829.69

Fund	Object				
0000	Unrestricted Resources, No Rep	41,141.00	41,141.00		41,141.00
5957	A Title I Youth-Out-of-Sschool	25,465.00	25,465.00		25,465.00

Fund	Object				
0000	Unrestricted Resources, No Rep	178,038.00	178,038.00		178,038.00
3905	Adult Basi Ed (231) ESL/Citize	15,691.00	15,691.00		15,691.00
3913	Adult Basic Ed (231) Priority	1,944.00	1,944.00		1,944.00
3926	Adult Basic Ed-EL Civics Compo	4,484.00	4,484.00		4,484.00
6391	Adult Ed Block Grant Program	92,705.00	92,705.00	2,576.61	90,128.39
7690	STRS On-Behalf Pension Contrib	196,510.00	196,510.00		196,510.00
9014	Alta CA Regional - McClaskey	87,471.00	87,471.00	1,265.73	86,205.27






Fund	Object				
6391	Adult Ed Block Grant Program	5,070.00	5,070.00		5,070.00
9014	Alta CA Regional - McClaskey	8,768.00	8,768.00		8,768.00


Fund	Object				
0000	Unrestricted Resources, No Rep	42,826.00	42,826.00	3,353.71	39,472.29
3530	Voc Progs.-VESL,ABE/GED, OSSI	5,012.00	5,012.00	450.12	4,561.88
5885	WIA Refugee Support Svcs			119.38	119.38
5957	A Title I Youth-Out-of-Sschool	1,579.00	1,579.00		1,579.00
6391	Adult Ed Block Grant Program	14,006.00	14,006.00	1,021.10	12,984.90
9014	Alta CA Regional - McClaskey	13,187.00	13,187.00	961.77	12,225.23
	Total for Object 3302 and Expense accounts	76,610.00			

Fund	Object				
0000	Unrestricted Resources, No Rep	14,202.17	14,202.17		14,202.17
3905	Adult Basi Ed (231) ESL/Citize	1,256.00	1,256.00		1,256.00
3913	Adult Basic Ed (231) Priority	155.00	155.00		155.00
3926	Adult Basic Ed-EL Civics Compo	359.00	359.00		359.00
6391	Adult Ed Block Grant Program	6,064.08	6,064.08	139.47	5,924.61
9014	Alta CA Regional - McClaskey	5,928.09	5,928.09		5,928.09





Fund	, Object				
0000	Unrestricted Resources, No Rep	199,925.00	199,925.00	15,912.69	184,012.31
3530	Voc Progs.-VESL,ABE/GED, OSSI	56,939.00	56,939.00	5,027.13	51,911.87
5885	WIA Refugee Support Svcs			1,499.69	1,499.69
5957	A Title I Youth-Out-of-Sschool	26,538.00	26,538.00	1,922.14	24,615.86
6391	Adult Ed Block Grant Program	98,929.00	98,929.00	6,407.18	92,521.82
9014	Alta CA Regional - McClaskey	115,471.00	115,471.00	7,266.39	<u>108,204.61</u>





Fund	Object				
0000	Unrestricted Resources, No Rep	496.00	496.00		496.00
3905	Adult Basi Ed (231) ESL/Citize	44.00	44.00		44.00
3913	Adult Basic Ed (231) Priority	5.00	5.00		5.00
3926	Adult Basic Ed-EL Civics Compo	12.00	12.00		12.00
6391	Adult Ed Block Grant Program	247.00	247.00	7.25	239.75
9014	Alta CA Regional - McClaskey	233.00	233.00	3.67	229.33

Fund	Object				
0000	Unrestricted Resources, No Rep	347.00	347.00	27.03	319.97
3530	Voc Progs.-VESL,ABE/GED, OSSI	80.00	80.00	6.78	73.22
5885	WIA Refugee Support Srvs			1.25	1.25-
5957	A Title I Youth-Out-of-Sschool	51.00	51.00	2.90	48.10
6391	Adult Ed Block Grant Program	112.00	112.00	8.24	103.76
9014	Alta CA Regional - McClaskey	105.00	105.00	7.75	97.25

Fund	Object				
0000	Unrestricted Resources, No Rep	16,499.00	16,499.00		16,499.00
3905	Adult Basi Ed (231) ESL/Citize	1,454.00	1,454.00		1,454.00
3913	Adult Basic Ed (231) Priority	180.00	180.00		180.00
3926	Adult Basic Ed-EL Civics Compo	415.00	415.00		415.00
6391	Adult Ed Block Grant Program	8,388.00	8,388.00	253.14	8,134.86
9014	Alta CA Regional - McClaskey	7,804.00	7,804.00	124.35	7,679.65

Fund	Object				
0000	Unrestricted Resources, No Rep	11,742.00	11,742.00	919.55	10,822.45
3530	Voc Progs.-VESL,ABE/GED, OSSI	2,654.00	2,654.00	230.01	2,423.99
5885	WIA Refugee Support Srvs			42.15	42.15-
5957	A Title I Youth-Out-of-Sschool	1,720.00	1,720.00	97.95	1,622.05
6391	Adult Ed Block Grant Program	3,838.00	3,838.00	279.96	3,558.04
9014	Alta CA Regional - McClaskey	3,599.00	3,599.00	262.81	3,336.19




Fund	Object					
0000	Unrestricted Resources, No Rep	108,912.00	108,912.00			108,912.00
6391	Adult Ed Block Grant Program	42,163.00	42,163.00	588.00		41,575.00
9014	Alta CA Regional - McClaskey	51,221.00	51,221.00	252.00		50,969.00

Fund	Object					
0000	Unrestricted Resources, No Rep	60,480.00	60,480.00	5,040.00		55,440.00
3530	Voc Progs.-VESL,ABE/GED, OSSI	10,814.00	10,814.00	999.60		9,814.40
5885	WIA Refugee Support Svcs			298.20		298.20-
5957	A Title I Youth-Out-of-Sschool	5,040.00	5,040.00	382.20		4,657.80
6391	Adult Ed Block Grant Program	22,047.00	22,047.00	1,545.60		20,501.40
9014	Alta CA Regional - McClaskey	38,066.00	38,066.00	2,654.40		35,411.60




Fund	Object					
0000	Unrestricted Resources, No Rep	221.00	221.00			221.00
6391	Adult Ed Block Grant Program	318.00	318.00	19.25		298.75
9014	Alta CA Regional - McClaskey	181.00	181.00	8.25		172.75

Fund	Object					
0000	Unrestricted Resources, No Rep	156.00	156.00	25.85		130.15
3530	Voc Progs.-VESL,ABE/GED, OSSI	30.00	30.00	2.62		27.38
5885	WIA Refugee Support Svcs			.78		.78-
5957	A Title I Youth-Out-of-Sschool	13.00	13.00	1.00		12.00
6391	Adult Ed Block Grant Program	57.00	57.00	4.05		52.95
9014	Alta CA Regional - McClaskey	98.00	98.00	6.95		91.05

Fund	Object					
0000	Unrestricted Resources, No Rep	64,828.71	80,180.15	90,820.68		10,640.53-
6371	CalWORKs ROCP/Adult.Ed	70,291.00	70,291.00			70,291.00
9014	Alta CA Regional - McClaskey	28,400.00	28,400.00	13,400.00		15,000.00

Fund	Object					
0000	Unrestricted Resources, No Rep	38,705.00	25,520.08	22,147.20		3,372.88

Selection Filtered by User Permissions, (Org = 97, Online/Offline = N, Fiscal Year = 2020, Period = 1, Unposted JEs? = N, Assets and Liabilities? = N, Restricted Accts? = Y, SACS? = N, Fund = 01-71, Object = 1-7999, Location = 0000-9999, Page Break? = N, Obj Digits = 0)





Fund

Empty horizontal box

Empty horizontal box



Empty horizontal box

Empty horizontal box

Empty horizontal box

Empty horizontal box

Empty horizontal box

Empty horizontal box


---

---

---

---

---



Fund	, Object				
0000	Unrestricted Resources, No Rep			1,890.56	1,890.56-
5210	SETA Headstart PreSchool PA22			417.16-	417.16
5211	SETA EarlyHS PreSch Expansion			237.18	237.18-
6105	Child Dev-CA State Pres. Prog.			1,393.39	1,393.39-
9067	Children's Center - Fee Based			630.97	630.97-

Fund	, Object				
0000	Unrestricted Resources, No Rep	270,771.00	270,771.00		270,771.00
5210	SETA Headstart PreSchool PA22	140,670.00	140,670.00		140,670.00


Fund	, Object				
0000	Unrestricted Resources, No Rep	53,612.00	53,612.00		53,612.00
5210	SETA Headstart PreSchool PA22			1,146.00-	1,146.00
5213	SETA Early Headstart PreSchool			1,146.00	1,146.00-

Fund	, Object				
5210	SETA Headstart PreSchool PA22			868.49-	868.49
5211	SETA EarlyHS PreSch Expansion				
5213	SETA Early Headstart PreSchool			915.79	915.79-

Fund	, Object				
5210	SETA Headstart PreSchool PA22	44,810.00	44,810.00	229.96-	45,039.96
5213	SETA Early Headstart PreSchool			3,964.08	3,964.08-
6105	Child Dev-CA State Pres. Prog.	44,810.00	44,810.00	3,734.13	41,075.87

Fund	, Object				
0000	Unrestricted Resources, No Rep			6,210.12	6,210.12-
5025	CD-Fed Child Care,Ctr-based (F	8,980.00	8,980.00		8,980.00
5210	SETA Headstart PreSchool PA22	234,212.00	234,212.00	21,838.49	212,373.51
6105	Child Dev-CA State Pres. Prog.	210,183.00	210,183.00	17,886.15	192,296.85
9067	Children's Center - Fee Based	35,922.00	35,922.00		35,922.00

Selection Filtered by User Permissions, (Org = 97, Online/Offline = N, Fiscal Year = 2020, Period = 1, Unposted JEs? = N, Assets and Liabilities? = N, Restricted Accts? = Y, SACS? = N, Fund = 01-71, Object = 1-7999, Location = 0000-9999, Page Break? = N, Obj Digits = 0)



Fund , Object

9550	First 5 School Readiness (Firs	60,260.00	60,260.00	5,396.44	54,863.56
------	--------------------------------	-----------	-----------	----------	-----------



Fund	, Object				
9550	First 5 School Readiness (Firs	12,533.00	12,533.00	1,053.96	11,479.04

Fund	, Object				
0000	Unrestricted Resources, No Rep			154.66	154.66-
5210	SETA Headstart PreSchool PA22	3,799.00	3,799.00	327.10	3,471.90
5213	SETA Early Headstart PreSchool			2.76	2.76-
6105	Child Dev-CA State Pres. Prog.	1,897.00	1,897.00	548.97	1,348.03
9067	Children's Center - Fee Based	1,265.00	1,265.00		1,265.00
9550	First 5 School Readiness (Firs	1,897.00	1,897.00	211.74	1,685.26

Fund	, Object				
0000	Unrestricted Resources, No Rep	27,403.00	27,403.00	4,058.77	23,344.23
5025	CD-Fed Child Care,Ctr-based (F	2,840.00	2,840.00		2,840.00
5210	SETA Headstart PreSchool PA22	72,182.00	72,182.00	1,635.94	70,546.06
5211	SETA EarlyHS PreSch Expansion			13.79	13.79-
5213	SETA Early Headstart PreSchool			300.97	300.97-
6105	Child Dev-CA State Pres. Prog.	55,206.00	55,206.00	3,457.12	51,748.88
9067	Children's Center - Fee Based	5,425.00	5,425.00	39.12	5,385.88
9550	First 5 School Readiness (Firs	3,734.00	3,734.00	333.53	3,400.47

Fund	, Object				
0000	Unrestricted Resources, No Rep	3,497.00	3,497.00	297.59	3,199.41
5025	CD-Fed Child Care,Ctr-based (F	1,441.00	1,441.00	87.82	1,353.18
5210	SETA Headstart PreSchool PA22	29,266.48	29,266.48	444.31	28,822.17
5211	SETA EarlyHS PreSch Expansion				
5213	SETA Early Headstart PreSchool			50.41	50.41-
6052	CD PreK & Family Lit (PKFLP) P	144.00	144.00	11.98	132.02
6105	Child Dev-CA State Pres. Prog.	22,267.65	22,267.65	689.74	21,577.91
9067	Children's Center - Fee Based	13,164.00	13,164.00	138.56	13,025.44
9550	First 5 School Readiness (Firs	6,317.98	6,317.98	244.90	6,073.08

Fund	, Object				
------	----------	--	--	--	--



Fund	, Object				
0000	Unrestricted Resources, No Rep	6,409.19	6,409.19	2,005.43	4,403.76
5025	CD-Fed Child Care,Ctr-based (F	664.00	664.00		664.00
5210	SETA Headstart PreSchool PA22	16,881.52	16,881.52	364.85	16,516.67
5211	SETA EarlyHS PreSch Expansion			3.23	3.23-
5213	SETA Early Headstart PreSchool			87.04	87.04-
6105	Child Dev-CA State Pres. Prog.	12,913.35	12,913.35	1,455.47	11,457.88
9067	Children's Center - Fee Based	1,269.00	1,269.00	9.15	1,259.85
9550	First 5 School Readiness (Firs	873.02	873.02	77.97	795.05

Fund	, Object				
5210	SETA Headstart PreSchool PA22			45.93-	45.93
5213	SETA Early Headstart PreSchool			47.71	47.71-

Fund	, Object				
5025	CD-Fed Child Care,Ctr-based (F	20,394.00	20,394.00	2,624.38	17,769.62
5210	SETA Headstart PreSchool PA22	540,194.00	540,194.00	7,340.38	532,853.62
6105	Child Dev-CA State Pres. Prog.	420,574.00	420,574.00	5,144.92	415,429.08
9067	Children's Center - Fee Based	106,783.00	106,783.00	2,624.38	104,158.62
9550	First 5 School Readiness (Firs	102,470.00	102,470.00	3,358.56	99,111.44

Fund	, Object				
0000	Unrestricted Resources, No Rep	39,862.00	39,862.00	1,785.58	38,076.42
5025	CD-Fed Child Care,Ctr-based (F	13,952.00	13,952.00		13,952.00
5210	SETA Headstart PreSchool PA22	520,217.00	520,217.00	10,188.35	510,028.65
6105	Child Dev-CA State Pres. Prog.	437,902.00	437,902.00	9,318.14	428,583.86
9067	Children's Center - Fee Based	35,876.00	35,876.00		35,876.00
9550	First 5 School Readiness (Firs	27,892.00	27,892.00	1,877.13	26,014.87

Fund	, Object				
5025	CD-Fed Child Care,Ctr-based (F	1,691.00	1,691.00	170.62	1,520.38
5210	SETA Headstart PreSchool PA22	43,358.00	43,358.00	584.73	42,773.27
6052	CD PreK & Family Lit (PKFLP) P	56.00	56.00	4.21	51.79





Fund	, Object					
5211	SETA EarlyHS PreSch Expansion					
5213	SETA Early Headstart PreSchool				1.74	1.74-
6052	CD PreK & Family Lit (PKFLP) P	5.00	5.00		.42	4.58
6105	Child Dev-CA State Pres. Prog.	767.00	767.00		23.77	743.23
9067	Children's Center - Fee Based	454.00	454.00		4.78	449.22
9550	First 5 School Readiness (Firs	218.00	218.00		8.44	209.56

Fund	, Object					
0000	Unrestricted Resources, No Rep	222.00	222.00		69.07	152.93
5025	CD-Fed Child Care,Ctr-based (F	22.00	22.00			22.00
5210	SETA Headstart PreSchool PA22	583.00	583.00		12.61	570.39
5211	SETA EarlyHS PreSch Expansion				.20	.20-
5213	SETA Early Headstart PreSchool				2.25	2.25-
6105	Child Dev-CA State Pres. Prog.	446.00	446.00		50.15	395.85
9067	Children's Center - Fee Based	44.00	44.00		.32	43.68
9550	First 5 School Readiness (Firs	30.00	30.00		2.71	27.29

Fund	, Object					
0000	Unrestricted Resources, No Rep	4,051.81	4,051.81		344.79	3,707.02
5025	g1e771.05 -12.95 Td (5025)0800 to (5210) 15032-	1,669.00	1,669.00		101.75	1,567.25




Fund	, Object				
5213	SETA Early Headstart PreSchool			54.92	54.92-
6105	Child Dev-CA State Pres. Prog.	15,015.00	15,015.00	1,691.76	13,323.24
9067	Children's Center - Fee Based	1,470.00	1,470.00	10.60	1,459.40
9550	First 5 School Readiness (Firs	1,012.00	1,012.00	90.70	921.30

Fund	, Object				
5025	CD-Fed Child Care,Ctr-based (F	6,400.00	6,400.00	534.00	5,866.00
5210	SETA Headstart PreSchool PA22	163,090.00	163,090.00	2,521.80	160,568.20
6052	CD PreK & Family Lit (PKFLP) P	353.00	353.00	29.40	323.60
6105	Child Dev-CA State Pres. Prog.	127,159.00	127,159.00	1,744.80	125,414.20
9067	Children's Center - Fee Based	33,008.00	33,008.00	534.00	32,474.00
9550	First 5 School Readiness (Firs	31,664.00	31,664.00	1,122.00	30,542.00

Fund	, Object				
0000	Unrestricted Resources, No Rep	10,814.00	10,814.00	534.00	10,280.00
5025	CD-Fed Child Care,Ctr-based (F	3,785.00	3,785.00		3,785.00
5210	SETA Headstart PreSchool PA22	141,460.00	141,460.00	3,023.99	138,436.01
6105	Child Dev-CA State Pres. Prog.	118,419.00	118,419.00	2,730.01	115,688.99
9067	Children's Center - Fee Based	9,733.00	9,733.00		9,733.00
9550	First 5 School Readiness (Firs	6,919.00	6,919.00	546.00	6,373.00

Fund	, Object				
5025	CD-Fed Child Care,Ctr-based (F	13.00	13.00	1.10	11.90
5210	SETA Headstart PreSchool PA22	565.00	565.00	21.96	543.04
6052	CD PreK & Family Lit (PKFLP) P	12.00	12.00	.96	11.04
6105	Child Dev-CA State Pres. Prog.	450.00	450.00	19.45	430.55
9067	Children's Center - Fee Based	98.00	98.00	1.10	96.90
9550	First 5 School Readiness (Firs	252.00	252.00	20.33	231.67

Fund	, Object				
0000	Unrestricted Resources, No Rep	28.00	28.00	1.10	26.90
5025	CD-Fed Child Care,Ctr-based (F	10.00	10.00		10.00

Selection Filtered by User Permissions, (Org = 97, Online/Offline = N, Fiscal Year = 2020, Period = 1, Unposted JEs? = N, Assets and Liabilities? = N, Restricted Accts? = Y, SACS? = N, Fund = 01-71, Object = 1-7999, Location = 0000-9999, Page Break? = N, Obj Digits = 0)

Fund	, Object					
------	----------	--	--	--	--	--

5210	SETA Headstart PreSchool PA22	370.00	370.00		7.92	362.08
6105	Child Dev-CA State Pres. Prog.	310.00	310.00		7.15	302.85
9067	Children's Center - Fee Based	25.00	25.00			25.00
9550	First 5 School Readiness (Firs	18.00	18.00		1.43	16.57

Fund	, Object					
5025	CD-Fed Child Care,Ctr-based (F	958.00	858.00	200.00		658.00
5210	SETA Headstart PreSchool PA22	34,119.00	31,119.00	12,472.00		18,647.00
6052	CD PreK & Family Lit (PKFLP) P	1,732.00	1,732.00			1,732.00
6105	Child Dev-CA State Pres. Prog.	48,930.00	29,546.00	10,296.00		19,250.00
9067	Children's Center - Fee Based	39,461.00	39,211.00	896.00		38,315.00
9550	First 5 School Readiness (Firs	109,249.00	109,249.00	8,096.00		101,153.00

Fund	, Object					
5025	CD-Fed Child Care,Ctr-based (F			530.00		530.00-
5210	SETA Headstart PreSchool PA22	50,000.00	50,000.00	30,268.43		19,731.57
6105	Child Dev-CA State Pres. Prog.	37,700.00	37,700.00	22,348.00		15,352.00
9067	Children's Center - Fee Based			3,264.00		3,264.00-
9550	First 5 School Readiness (Firs	14,000.00	14,000.00	4,644.00		9,356.00

Fund	, Object					
5210	SETA Headstart PreSchool PA22	5,000.00	5,000.00			5,000.00
6105	Child Dev-CA State Pres. Prog.	4,000.00	4,000.00			4,000.00
9550	First 5 School Readiness (Firs	2,000.00	2,000.00			2,000.00

Fund	, Object					
5210	SETA Headstart PreSchool PA22	7,000.00	7,000.00		.18-	7,000.18
5213	SETA Early Headstart PreSchool				.01-	.01
6105	Child Dev-CA State Pres. Prog.	5,200.00	5,200.00			5,200.00
9550	First 5 School Readiness (Firs	2,200.00	2,200.00			2,200.00

Fund	, Object					
------	----------	--	--	--	--	--

Selection Filtered by User Permissions, (Org = 97, Online/Offline = N, Fiscal Year = 2020, Period = 1, Unposted JEs? = N, Assets and Liabilities? = N, Restricted Accts? = Y, SACS? = N, Fund = 01-71, Object = 1-7999, Location = 0000-9999, Page Break? = N, Obj Digits = 0)

Fund	, Object				

5210	SETA Headstart PreSchool PA22	400.00	400.00		400.00
6105	Child Dev-CA State Pres. Prog.	200.00	200.00		200.00

Fund	, Object				
5210	SETA Headstart PreSchool PA22	6,000.00	6,000.00		6,000.00
6105	Child Dev-CA State Pres. Prog.	5,000.00	5,000.00		5,000.00

Fund	, Object				
5210	SETA Headstart PreSchool PA22	7,000.00	7,000.00	9,680.00	2,680.00-
6105	Child Dev-CA State Pres. Prog.	5,000.00	5,000.00	7,920.00	2,920.00-
9067	Children's Center - Fee Based			1,200.00	1,200.00-
9550	First 5 School Readiness (Firs	1,500.00	1,500.00	1,200.00	300.00


Fund	, Object				
5025	CD-Fed Child Care,Ctr-based (F			200.00	200.00-
5210	SETA Headstart PreSchool PA22	5,300.00	5,300.00	800.00	4,500.00
6105	Child Dev-CA State Pres. Prog.	4,100.00	4,100.00	800.00	3,300.00
9067	Children's Center - Fee Based			200.00	200.00-

Fund	, Object				
5210	SETA Headstart PreSchool PA22	25,000.00	25,000.00		25,000.00
6105	Child Dev-CA State Pres. Prog.	19,000.00	19,000.00		19,000.00
9550	First 5 School Readiness (Firs	1,000.00	1,000.00		1,000.00

Fund	, Object				
5210	SETA Headstart PreSchool PA22	10,500.00	10,500.00		10,500.00
6105	Child Dev-CA State Pres. Prog.	10,000.00	10,000.00		10,000.00
9550	First 5 School Readiness (Firs	2,000.00	2,000.00		2,000.00

Fund	, Object				
5210	SETA Headstart PreSchool PA22	15,000.00	15,000.00		15,000.00
6105	Child Dev-CA State Pres. Prog.	11,300.00	11,300.00		11,300.00

Selection Filtered by User Permissions, (Org = 97, Online/Offline = N, Fiscal Year = 2020, Period = 1, Unposted JEs? = N, Assets and Liabilities? = N, Restricted Accts? = Y, SACS? = N, Fund = 01-71, Object = 1-7999, Location = 0000-9999, Page Break? = N, Obj Digits = 0)



Fund	, Object				
9550	First 5 School Readiness (Firs	3,000.00	3,000.00		3,000.00

Fund	, Object				
------	----------	--	--	--	--

5025	CD-Fed Child Care,Ctr-based (F		100.00	100.00	
5210	SETA Headstart PreSchool PA22	5,150.00	8,150.00	1,412.67	6,737.33
5212	SETA Headstart PreSchool PA20	29,856.00	29,856.00		29,856.00
6105	Child Dev-CA State Pres. Prog.	3,000.00	22,384.00	17,539.83	448.00- 5,292.17
6127	CSPP-QRIS BLOCK GRANT				448.00- 448.00
9067	Children's Center - Fee Based		250.00	250.00	
9550	First 5 School Readiness (Firs	10,000.00	10,000.00	250.00	9,750.00





Fund	, Object					
5310	Child Nutrition-School Program	4,976,953.00	4,976,953.00		54,292.61	4,922,660.39
5320	Child Nutrition-Child Care Foo	248,386.00	248,386.00		4,799.85	243,586.15
5330	Child Nutrition-Summer Food Se	14,536.00	14,536.00		1,216.35	13,319.65

Fund	, Object					
5310	Child Nutrition-School Program	763,394.00	763,394.00			763,394.00
5320	Child Nutrition-Child Care Foo	33,827.00	33,827.00			33,827.00

Fund	, Object					
5310	Child Nutrition-School Program				255.16	255.16-
5320	Child Nutrition-Child Care Foo				25.63	25.63-
5330	Child Nutrition-Summer Food Se	45,712.00	45,712.00			45,712.00

Fund	, Object					
5310	Child Nutrition-School Program	532,327.00	532,327.00		21,208.88	511,118.12

Fund	, Object					
5330	Child Nutrition-Summer Food Se	14,628.00	14,628.00			14,628.00

Fund	, Object					
5320	Child Nutrition-Child Care Foo				41.72	41.72-

Fund	, Object					
------	----------	--	--	--	--	--

Fund	, Object					
------	----------	--	--	--	--	--

Fund	, Object					
------	----------	--	--	--	--	--


Fund	, Object					
------	----------	--	--	--	--	--







Fund	, Object			
5310	Child Nutrition-School Program	199,053.00	201,468.00	2,269.22 199,198.78
5320	Child Nutrition-Child Care Foo	5,302.00	5,302.00	48.12 5,253.88
5330		160.00	160.00	12.03 147.97



Fund	Object					
5320	Child Nutrition-Child Care Foo	870.00	870.00	6,000.00		5,130.00-
5330	Child Nutrition-Summer Food Se		3,500.00	2,619.45	630.55	250.00

Fund	Object					
5310	Child Nutrition-School Program	150,000.00	150,000.00	114,142.36	169.36-	36,027.00
5320	Child Nutrition-Child Care Foo	2,500.00	2,500.00			2,500.00
					169.36-	

Fund	Object					
5310	Child Nutrition-School Program	755,000.00	735,000.00	30,000.00	1,294.55	703,705.45
5320		60,887.00	60,887.00	40,000.00	60,7.00	





Fund	, Object					
5310	Child Nutrition-School Program	<u>3,000.00</u>	<u>3,000.00</u>		<u>185.07-</u>	<u>3,185.07</u>

Fund	, Object					
5310	Child Nutrition-School Program	<u>500.00</u>	<u>500.00</u>			<u>500.00</u>

Fund	, Object					
5310	Child Nutrition-School Program	<u>8,000.00</u>	<u>8,000.00</u>			<u>8,000.00</u>

Fund	, Object					
5310	Child Nutrition-School Program		<u>1,000.00</u>	<u>700.00</u>		<u>300.00</u>

Fund	, Object					
5310	Child Nutrition-School Program	<u>14,000.00</u>	<u>14,000.00</u>	<u>13,000.00</u>		<u>1,000.00</u>

Fund	, Object					
5310	Child Nutrition-School Program	<u>85,000.00</u>	<u>85,000.00</u>	<u>60,101.22</u>	<u>495.03</u>	<u>24,403.75</u>

Fund	, Object					
5310	Child Nutrition-School Program	<u>45,000.00-</u>	<u>45,000.00-</u>			<u>45,000.00-</u>

Fund	, Object					
5310	Child Nutrition-School Program	<u>1,000.00</u>	<u>1,000.00</u>			<u>1,000.00</u>

Fund	, Object					
5310	Child Nutrition-School Program	<u>38,000.00</u>	<u>38,000.00</u>	<u>20,183.31</u>	<u>25.89</u>	<u>17,790.80</u>

Fund	, Object					
5310	Child Nutrition-School Program	<u>100,000.00</u>	<u>100,000.00</u>	<u>82,639.88</u>		<u>17,360.12</u>



Fund	, Object					
5310	Child Nutrition-School Program	<u>80,000.00</u>	<u>80,000.00</u>	<u>71,000.00</u>		<u>9,000.00</u>

5310	Child Nutrition-School Program	<u>1,500.00</u>	<u>1,500.00</u>			<u>1,500.00</u>
------	--------------------------------	-----------------	-----------------	--	--	-----------------

5310	Child Nutrition-School Program	<u>10,000.00</u>	<u>10,000.00</u>	<u>1,087,806.83</u>		<u>1,077,806.83-</u>
------	--------------------------------	------------------	------------------	---------------------	--	----------------------

5310	Child Nutrition-School Program	<u>150,000.00</u>	<u>150,000.00</u>			<u>150,000.00</u>
------	--------------------------------	-------------------	-------------------	--	--	-------------------

5310	Child Nutrition-School Program	937,206.00	937,206.00			937,206.00
5320	Child Nutrition-Child Care Foo	196,191.00	196,191.00			196,191.00
5330	Child Nutrition-Summer Food Se	16,708.00	16,708.00			16,708.00
5370	Fresh Fruit & Vegetable Prog	<u>3,445.00</u>	<u>3,445.00</u>			<u>3,445.00</u>





9805	Measure R 2017 Series C	<u>62,235.00</u>	<u>62,235.00</u>			<u>62,235.00</u>
------	-------------------------	------------------	------------------	--	--	------------------

9802	Measure Q 2015 C-2 Taxable	262,161.00	262,161.00		27,492.55	234,668.45
9805	Measure R 2017 Series C	<u>152,382.00</u>	<u>152,382.00</u>		<u>12,698.49</u>	<u>139,683.51</u>

--	--	--	--	--	--	--

--	--	--	--	--	--	--

--	--	--	--	--	--	--





Fund , Object

9802	Measure Q 2015 C-2 Taxable	23,942.00	23,942.00	1,890.00	22,052.00
9805	Measure R 2017 Series C	14,112.00	14,112.00	861.00	13,251.00

Fund , Object

9802	Measure Q 2015 C-2 Taxable	405.00	405.00	39.74	365.26
9805	Measure R 2017 Series C	242.00	242.00	19.33	222.67

Fund , Object

0000	Unrestricted Resources, No Rep		7,334.69		7,334.69
9800	Bldg Fd Interest/Other Sources			7,334.69	8,966.45-
9804	Measure Q 2017 Series E		50,579.05	45,359.08	1,499.09

Fund , Object

0000	Unrestricted Resources, No Rep		54,985.49		54,985.49
9800	Bldg Fd Interest/Other Sources			54,985.49	57,445.88-
9802	Measure Q 2015 C-2 Taxable		118,309.24	117,683.90	625.34
9804	Measure Q 2017 Series E		169,752.50	163,178.23	1,888.02

Fund , Object

0000	Unrestricted Resources, No Rep		58,827.00		58,827.00
0805	Billed By Invoice (Billables)			55,834.54	55,834.54-
9802	Measure Q 2015 C-2 Taxable		39,940.00	56,140.00	16,200.00-
9804	Measure Q 2017 Series E		1,877,142.00	1,877,142.00	


Fund	Object				
9800	Bldg Fd Interest/Other Sources			3,828,880.15	3,828,880.15-
9802	Measure Q 2015 C-2 Taxable	1,343,024.94	395,484.72	350,177.20	45,307.52
9803	Measure Q 2016 Series D	10,411,751.00	10,360,712.58	2,124,335.00	8,236,377.58
9804	Measure Q 2017 Series E	30,000,000.00	19,051,338.70	18,176,614.31	874,724.39
9805	Measure R 2017 Series C	300,000.00	300,000.00	1,054,409.93	754,409.93-
9806	Measure Q 2018 Series F	10,000.00	10,000.00		10,000.00
9807	Measure R 2019 Series D	1,000,000.00	1,000,000.00	26,992,010.19	25,992,010.19-

Fund	Object				
9800	Bldg Fd Interest/Other Sources			84,703.97	84,703.97-
9802	Measure Q 2015 C-2 Taxable		5,568.78	42,455.22	36,886.44-
9803	Measure Q 2016 Series D		3,274.17	3,000.00	274.17
9804	Measure Q 2017 Series E		2,074,778.23	2,051,201.76	23,576.47
9805	Measure R 2017 Series C			969,736.83	969,736.83-

Fund	Object				
9803	Measure Q 2016 Series D		40,082.39	40,082.39	
9804	Measure Q 2017 Series E		84,750.00	84,750.00	

Fund	Object				
0000	Unrestricted Resources, No Rep		538.00		538.00
9800	Bldg Fd Interest/Other Sources			538.00	538.00-
9802	Measure Q 2015 C-2 Taxable		200.00	187.27	12.73
9803	Measure Q 2016 Series D		81.86	81.86	
9804	Measure Q 2017 Series E		2,482.59	2,174.16	308.43
9805	Measure R 2017 Series C			960.08	960.08-

Fund	Object				
9805	Measure R 2017 Series C			1,988.00	1,988.00-

Fund	Object				
9804	Measure Q 2017 Series E		3,956.80	3,956.80	

Selection Filtered by User Permissions, (Org = 97, Online/Offline = N, Fiscal Year = 2020, Period = 1, Unposted JEs? = N, Assets and Liabilities? = N, Restricted Accts? = Y, SACS? = N, Fund = 01-71, Object = 1-7999, Location = 0000-9999, Page Break? = N, Obj Digits = 0)





Fund	, Object			
9804	Measure Q 2017 Series E	82,408.49	82,408.49	
9805	Measure R 2017 Series C		3,467.80	3,467.80-

Fund	, Object			
9802	Measure Q 2015 C-2 Taxable	141.96	141.96	
9804	Measure Q 2017 Series E	288,750.00	288,750.00	
9805	Measure R 2017 Series C		617,040.00	617,040.00-

Fund	, Object			
0000	Unrestricted Resources, No Rep	7,167.00		7,167.00
9800	Bldg Fd Interest/Other Sources		7,167.00	7,167.00-
9802	Measure Q 2015 C-2 Taxable	9,840.00	9,840.00	
9803	Measure Q 2016 Series D	7,600.00	7,600.00	
9804	Measure Q 2017 Series E	113,326.47	100,641.47	12,685.00
9807	Measure R 2019 Series D		134,000.00	134,000.00-

Fund	, Object			
9802	Measure Q 2015 C-2 Taxable	28,020.00	28,020.00	
9804	Measure Q 2017 Series E	189,020.00	189,020.00	
9805	Measure R 2017 Series C		52,100.00	52,100.00-
9807	Measure R 2019 Series D		237,240.00	237,240.00-

Fund	, Object			
0000	Unrestricted Resources, No Rep	6,418.25		6,418.25
9159	E Rate		.03	.03-
9800	Bldg Fd Interest/Other Sources		6,418.25	6,418.25-
9802	Measure Q 2015 C-2 Taxable	421,492.77	380,514.99	40,977.78

Fund	, Object			
9130	Developer Fees	25,367.51	25,367.51	



Fund	, Object					
9130	Developer Fees	<u>4,000,000.00</u>	<u>3,825,652.49</u>			<u>3,825,652.49</u>
Fund	, Object					
9130	Developer Fees		<u>148,480.00</u>	<u>148,480.00</u>		
Fund	, Object					
9130	Developer Fees		<u>500.00</u>	<u>500.00</u>		
			<b>500.00</b>			
						FundTotal up.05 m /a 7.8 Tf m /a 7.8 Tf m /a r1300

--

--

--


--

--

--

--

Fund	, Object					
0000	Unrestricted Resources, No Rep	29,950,000.00	29,950,000.00			29,950,000.00
<hr/>						
Fund	, Object					
0000	Unrestricted Resources, No Rep	88,298.00	88,298.00		7,358.19	80,939.81
<hr/>						
Fund	, Object					
0000	Unrestricted Resources, No Rep	97,571.00	97,571.00		8,578.60	88,992.40
<hr/>						
Fund	, Object					
0000	Unrestricted Resources, No Rep	38,662.00	38,662.00		3,142.89	35,519.11
<hr/>						
Fund	, Object					
0000	Unrestricted Resources, No Rep	10,979.96	10,979.96		632.25	10,347.71
<hr/>						
Fund	, Object					
0000	Unrestricted Resources, No Rep	2,569.04	2,569.04		102.81	2,466.23
<hr/>						
Fund	, Object					
0000	Unrestricted Resources, No Rep	35,973.00	35,973.00		3,236.48	32,736.52
<hr/>						
Fund	, Object					
0000	Unrestricted Resources, No Rep	2,519.00	2,519.00		189.46	2,329.54
<hr/>						
Fund	, Object					
0000	Unrestricted Resources, No Rep	331.00	331.00		26.00	305.00
<hr/>						
Fund	, Object					
0000	Unrestricted Resources, No Rep	88.00	88.00		3.51	84.49
<hr/>						



Fund	, Object					
0000	Unrestricted Resources, No Rep	<u>3,122.00</u>	<u>3,122.00</u>	<u>138.75</u>	<u>2,983.25</u>	

Fund	, Object					
0000	Unrestricted Resources, No Rep	<u>12,348.00</u>	<u>12,348.00</u>	<u>1,029.00</u>	<u>11,319.00</u>	

--	--	--	--	--	--	--

--	--	--	--	--	--	--

--	--	--	--	--	--	--

--	--	--	--	--	--	--

--	--	--	--	--	--	--


--	--	--	--	--	--	--

--	--	--	--	--	--	--

--	--	--	--	--	--	--

--	--	--	--	--	--	--

Fund	Object				
0605	Self Insurance - Dental	104,755.00	104,755.00	7,825.31	96,929.69
0610	Self Insurance - Vision	47,299.00	47,299.00	3,032.34	44,266.66
Fund , Object					
0605	Self Insurance - Dental	21,369.00	21,369.00	1,510.11	19,858.89
0610	Self Insurance - Vision	9,696.00	9,696.00	586.97	9,109.03
Fund , Object					
0605	Self Insurance - Dental	6,424.00	6,424.00	479.33	5,944.67
0610	Self Insurance - Vision	2,872.00	2,872.00	183.01	2,688.99
Fund , Object					
0605	Self Insurance - Dental	1,503.06	1,503.06	112.11	1,390.95
0610	Self Insurance - Vision	672.04	672.04	42.79	629.25
Fund , Object					
0605	Self Insurance - Dental	27,335.00	27,335.00	2,175.67	25,159.33
0610	Self Insurance - Vision	17,958.00	17,958.00	1,429.31	16,528.69
Fund , Object					
0605	Self Insurance - Dental	2,331.00	2,331.00	175.32	2,155.68
0610	Self Insurance - Vision	1,531.00	1,531.00	115.19	1,415.81
Fund , Object					
0605	Self Insurance - Dental	248.00	248.00	19.49	228.51
0610	Self Insurance - Vision	170.00	170.00	13.34	156.66
Fund , Object					
0605	Self Insurance - Dental	52.00	52.00	3.87	48.13
0610	Self Insurance - Vision	23.00	23.00	1.48	21.52



Fund	, Object					
0605	Self Insurance - Dental	1,760.00	1,760.00		131.45	1,628.55
0610	Self Insurance - Vision	795.00	795.00		50.95	744.05

