

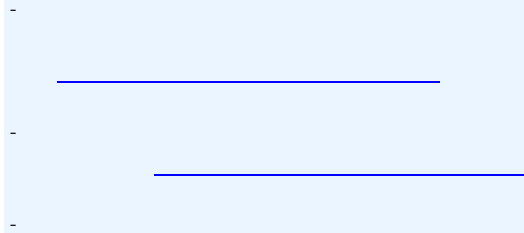

Father Keith B. Kenny Elementary School

2022-2023 School Accountability Report Card

(Published During the 2023-2024 School Year)

General Information about the School Accountability Report Card (SARC)

SARC Overview



DataQuest

2023-24 School Contact Information

School Name

| | |
|--|--|
| | |
|--|--|

Class Assignments

| Indicator | 2020-21 | 2021-22 |
|---|---------|---------|
| Misassignments for English Learners | | |
| No credential, permit or authorization to teach | | |

2023-24 Quality, Currency, Availability of Textbooks and Other Instructional Materials

| |
|--|
| |
|--|

Year and month in which the data were collected

| Subject | Textbooks and Other Instructional Materials/year of Adoption | From Most Recent Adoption ? |
|-----------------------|--|-----------------------------|
| Reading/Language Arts | | |

School Facility Conditions and Planned Improvements

Blank area for notes or additional information.

Year and month of the most recent FIT report

Blank area for the year and month of the most recent FIT report.

| System Inspected | Rate Good | Rate Fair | Rate Poor | Repair Needed and Action Taken or Planned |
|------------------|--------------|--------------|--------------|---|
|------------------|--------------|--------------|--------------|---|

B. Pupil Outcomes

State Priority: Pupil Achievement

Statewide Assessments

Smarter Balanced Summative Assessments and CAAs for ELA

Smarter Balanced Summative Assessments and CAAs for mathematics

California Science Test (CAST) and CAAs for Science

College and Career Ready

Percentage of Students Meeting or Exceeding the State Standard on CAASPP

| Subject | School 2021-22 | School 2022-23 | District 2021-22 | District 2022-23 | State 2021-22 | State 2022-23 |
|--------------------------------|-------------------|-------------------|---------------------|---------------------|------------------|------------------|
| English Language Arts/Literacy | | | | | | |
| Mathematics | | | | | | |

2022-23 CAASPP Test Results in ELA by Student Group

| CAASPP Student Groups | CAASPP Total Enrollment | CAASPP Number Tested | CAASPP Percent Tested | CAASPP Percent Not Tested | CAASPP |
|----------------------------------|--|-------------------------------------|--------------------------------------|--|---------------|
|----------------------------------|--|-------------------------------------|--------------------------------------|--|---------------|

CAASPP Test Results in Science for All Students

| Subject | School 2021-22 | School 2022-23 | District 2021-22 | District 2022-23 | State 2021-22 | State 2022-23 |
|---------|-------------------|-------------------|---------------------|---------------------|------------------|------------------|
| Science | | | | | | |


2022-23 Suspensions and Expulsions by Student Group

| Student Group | Suspensions Rate | Expulsions Rate |
|---|------------------|-----------------|
| All Students | | |
| Female | | |
| Male | | |
| Non-Binary | | |
| American Indian or Alaska Native | | |
| Asian | | |
| Black or African American | | |
| Filipino | | |
| Hispanic or Latino | | |
| Native Hawaiian or Pacific Islander | | |
| Two or More Races | | |
| White | | |
| English Learners | | |
| Foster Youth | | |
| Homeless | | |
| Socioeconomically Disadvantaged | | |
| Students Receiving Migrant Education Services | | |
| Students with Disabilities | | |

2023-24 School Safety Plan



Fiscal Year 2022-23 Types of Services Funded



Professional Development

Empty space for notes or details.

| Subject | 2021-22 | 2022-23 | 2023-24 |
|---|---------|---------|---------|
| Number of school days dedicated to Staff Development and Continuous Improvement | | | |