











Fund						
0000	Unrestricted Resources, No Rep	230,800,394.24	230,800,394.24	9,319,432.76	12,618,586.31	208,862,375.17
0005	Lost Books	57,733.19	57,733.19			57,733.19
0007	LCFF - Free and Reduced	14,799,843.28	14,799,843.28	740,828.87	770,356.16	13,288,658.25
0009	LCFF -Limited English Profi	2,607,899.39	2,607,899.39	75,783.95	125,871.47	2,406,243.97
0011	LCFF - Foster Youth	424,325.00	424,325.00	8,500.00	55,529.16	360,295.84
0012	LCFF -Supplemental & Concentra	1,313,030.09	1,313,030.09		25,253.74	1,287,776.35
0013	LCFF -Assistance to Schools	7,680,432.52	7,680,432.52	10,015.23	221,775.79	7,448,641.50
0014	Required District Match			793.00	2,388.97	3,181.97-
0016	Graduation Requirements SB 172	4,641.87	4,641.87			4,641.87
0018	Computer Replacement Program	474,752.21	474,752.21		11,644.39-	486,396.60
0029	ROC/P Apportionment (6350)	1,770,631.30	1,770,631.30	3,846.64	25,295.93	1,741,488.73
0033	Communication-Mandatory	3,990.00	3,990.00			3,990.00
0037	Sports Program	373,196.00	373,196.00	83,534.50	14,334.18	275,327.32
0040	Summer School	676,000.00	676,000.00		747.76	675,252.24
0053	Targeted Inst Impr Bloc (7394)	1,470,014.00	1,470,014.00		226,862.48	1,243,151.52
0723		1,651,853.00	1,651,853.00	173,366.14		









Fund						
0000	Unrestricted Resources, No Rep	3,406,969.00	3,406,969.00	302,151.61	284,437.21	2,820,380.18
3530	Voc Progs.-VESL,ABE/GED, OSSI	285,500.00	285,500.00		47,179.64	238,320.36
3905	Adult Basi Ed (231) ESL/Citize	105,000.00	105,000.00		25,886.81	79,113.19
3913	Adult Basic Ed (231) Priority	13,000.00	13,000.00		2,261.01	10,738.99
3926	Adult Basic Ed-EL Civics Compo	30,000.00	30,000.00		9,225.04	20,774.96
5885	WIA Refugee Support Svcs	38,005.85	38,005.85	3,420.79	10,242.54	24,342.52
5957	A Title I Youth-Out-of-Sschool	160,700.00	160,700.00		18,982.76	141,717.24
6371	CalWORKs ROCP/Adult.Ed	147,719.00	147,719.00			147,719.00
6391	Adult Ed Block Grant Program	1,235,606.00	1,235,606.00		122,127.88	1,113,478.12
7690	STRS On-Behalf Pension Contrib	196,510.00	196,510.00			196,510.00
7828	Developmental Disab. Clerical	563.70	563.70			563.70
9014	Alta CA Regional - McClaskey	1,325,000.00	1,325,000.00	23,877.38	107,861.97	1,193,260.65
9192	Fee Based Adult Education Clas	18,000.00	18,000.00			18,000.00

Fund						
0000	Unrestricted Resources, No Rep	847,039.00	847,039.00		178,691.43	668,347.57
0812	Donations - Special Funds	15,636.49	15,636.49			15,636.49
5025	CD-Fed Child Care,Ctr-based (F	235,774.00	235,774.00	1,062.89	22,866.99	211,844.12
5210	SETA Headstart PreSchool PA22	5,840,686.00	5,840,686.00	66,061.31	227,506.18	5,547,118.51
5211	SETA EarlyHS PreSch Expansion				1,141.39	1,141.39-
5212	SETA Headstart PreSchool PA20	31,200.00	31,200.00			31,200.00
5213	SETA Early Headstart PreSchool				16,897.02	16,897.02-
6052	CD PreK & Family Lit (PKFLP) P	15,000.00	15,000.00		2,085.06	12,914.94
6105	Child Dev-CA State Pres. Prog.	4,565,429.00	4,565,429.00	68,515.19	298,094.87	4,198,818.94
6127	CSPP-QRIS BLOCK GRANT	254,764.98	254,764.98		223.88	254,541.10
7690	STRS On-Behalf Pension Contrib	386,042.00	386,042.00			386,042.00
9067	Children's Center - Fee Based	1,509,760.00	1,509,760.00	6,073.19	64,956.83	1,438,729.98
9550	First 5 School Readiness (Firs	987,092.00	987,092.00	14,171.49	73,465.82	899,454.69

Fund						
0812	Donations - Special Funds	707.00	707.00			707.00
5310	Child Nutrition-School Program	21,924,000.00	21,924,000.00	3,605,800.89	651,718.37	17,666,480.74
5320	Child Nutrition-Child Care Foo	4,556,000.00	4,556,000.00	72,000.00	36,858.94	4,447,141.06

Filtered by User Permissions, (Org = 97, Online/Offline = N, Fiscal Year = 2020, Period = 2, Unposted JEs? = N, Assets and Liabilities? = N, Revd Nscal0 Td c 35img0 Doenditure

Fund						
5330	Child Nutrition-Summer Food Se	387,991.00	387,991.00	52,083.39	89,793.44	246,114.17
5370	Fresh Fruit & Vegetable Prog	80,000.00	80,000.00			80,000.00

Fund						
0000	Unrestricted Resources, No Rep		1,250,000.00-			1,250,000.00-
0805	Billed By Invoice (Billables)			1,460,798.56	143,407.71	1,604,206.27-
9159	E Rate			.03		.03-
9800	Bldg Fd Interest/Other Sources	1,250,000.00	1,250,000.00	4,026,768.52	10,980.12	2,787,748.64-
9802	Measure Q 2015 C-2 Taxable	2,063,622.98	2,063,622.98	1,404,405.14	367,694.19	291,523.65
9803	Measure Q 2016 Series D	10,411,751.00	10,411,751.00	1,984,675.42	190,423.83	8,236,651.75
9804	Measure Q 2017 Series E	30,000,000.00	30,000,000.00	23,975,334.49	5,671,328.60	353,336.91
9805	Measure R 2017 Series C	736,377.02	736,377.02	2,634,371.11	145,272.18	2,043,266.27-
9806	Measure Q 2018 Series F	10,000.00	10,000.00			10,000.00
9807	Measure R 2019 Series D	1,000,000.00	1,000,000.00	25,409,818.79	1,953,431.40	26,363,250.19-

Fund						
9130	Developer Fees	7,668,507.00	7,668,507.00	275,418.81	21,404.70	7,371,683.49

Fund						
0220	Mello Roos #1 (S. Pocket Fac I		138,000.00-			138,000.00-
0221	Mello Roos #2		1,813,798.00-			1,813,798.00-
9091	Mello Roos #1 (S. Pocket Fac I	138,000.00	276,000.00			276,000.00
9092	Mello Roos #2	1,813,798.00	3,627,596.00	1,236,403.00	1,448,507.00	942,686.00

Fund						
0000	Unrestricted Resources, No Rep	49,933,401.00	49,933,401.00			49,933,401.00

Fund						
0000	Unrestricted Resources, No Rep	5,586,259.00	5,586,259.00	167,020.82	69,873.54	5,349,364.64

Fund						

Fund						
0605	Self Insurance - Dental	8,261,247.00	8,261,247.00	2,007,123.00	2,073,598.47	4,180,525.53
0610	Self Insurance - Vision	1,234,070.00	1,234,070.00	308,742.00	320,402.52	604,925.48
		<u>                    </u>	<u>                    </u>	<u>                    </u>	<u>                    </u>	<u>                    </u>
		<u>                    </u>	<u>                    </u>	<u>                    </u>	<u>                    </u>	<u>                    </u>
		<u>                    </u>	<u>                    </u>	<u>                    </u>	<u>                    </u>	<u>                    </u>